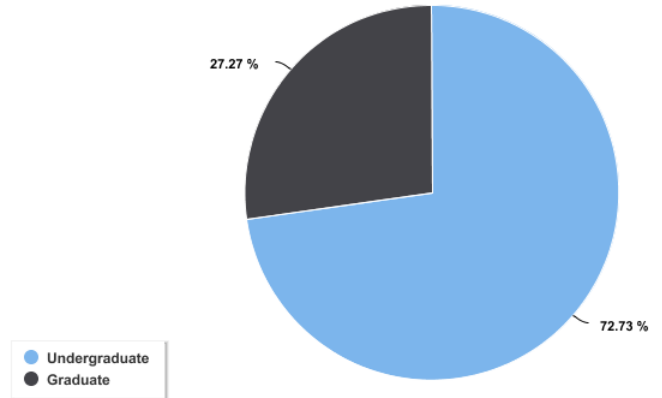


Goodwin College of Education Alumni Survey One-Year Post Graduation (Fall 2017)

Please indicate your program degree status when you graduated from Northeastern Illinois University:

Response	Number of Responses	Percent
Undergraduate	8	72.73%
Graduate	3	27.27%

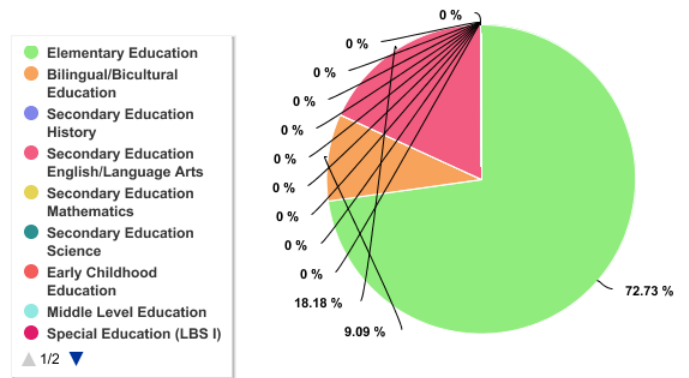
Please indicate your program degree status when you gra...



Please indicate your program preparation area:

Response	Number of Responses	Percent
Elementary Education	8	72.73%
Bilingual/Bicultural Education	1	9.09%
Secondary Education History	0	0%
Secondary Education English/Language Arts	2	18.18%
Secondary Education Mathematics	0	0%
Secondary Education Science	0	0%
Early Childhood Education	0	0%
Middle Level Education	0	0%
Special Education (LBS I)	0	0%
Art Education	0	0%
Music Education	0	0%
Health Education	0	0%
Physical Education	0	0%
Spanish Education	0	0%

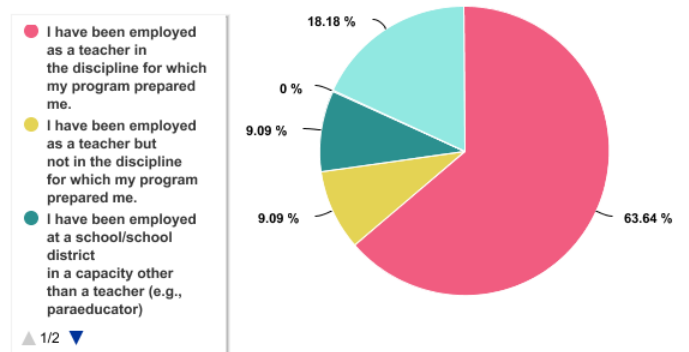
Please indicate your program preparation area:



Which of the following best describes your employment status:

Response	Number of Responses	Percent
I have been employed as a teacher in the discipline for which my program prepared me.	7	63.64%
I have been employed as a teacher but not in the discipline for which my program prepared me.	1	9.09%
I have been employed at a school/school district in a capacity other than a teacher (e.g., paraeducator)	1	9.09%
I have been employed in a non-teaching position.	0	0%
I have not been employed.	2	18.18%

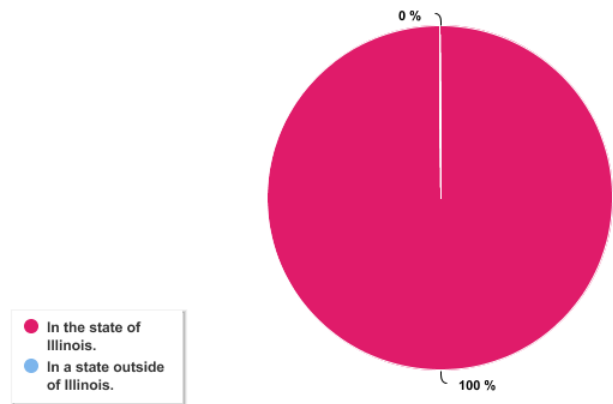
Which of the following best describes your employment s...



**Where are you currently employed?**

Response	Number of Responses	Percent
In the state of Illinois.	10	100%
In a state outside of Illinois.	0	0%

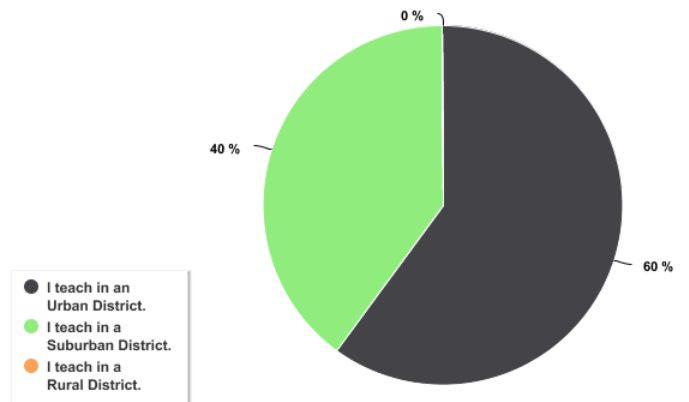
Where are you currently employed?



**If you have been employed as a teacher, which best describes your current place of employment:**

Response	Number of Responses	Percent
I teach in an Urban District.	6	60%
I teach in a Suburban District.	4	40%
I teach in a Rural District.	0	0%

If you have been employed as a teacher, which best desc...



**Name of School District:**

Response	Number of Responses
Text Question	7

**Total Responses: 7**

**Name of School:**

Response	Number of Responses
Text Question	8

**Total Responses: 8**

**Address of School:**

Response	Number of Responses
Text Question	7

**Total Responses: 7**

**Name of Employer (i.e., School Principal or other immediate supervisor):**

Response	Number of Responses
Text Question	7

**Total Responses: 7**

**Assess student learning in order to design and modify instruction to meet the needs of students' cognitive, linguistic, social, emotional and physical development**

Response	Number of Responses	Percent
Distinguished(4)	1	10%
Proficient(3)	6	60%
Basic(2)	2	20%
Unsatisfactory(1)	1	10%
N/A	0	0%

**Total Responses:** 10

**Range:** 3.00

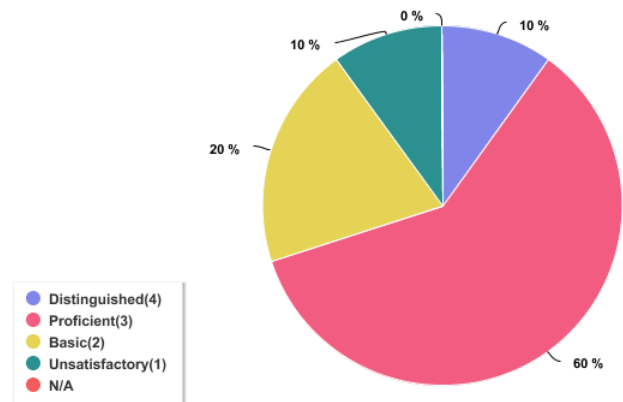
**Mean:** 2.70

**Median:** 3.00

**Mode:** 3.00

**Standard Deviation:** 0.78

Assess student learning in order to design and modify i...



**Create instruction that meets the strengths, needs and interests of students to promote their learning and development**

Response	Number of Responses	Percent
Distinguished(4)	2	20%
Proficient(3)	6	60%
Basic(2)	2	20%
Unsatisfactory(1)	0	0%
N/A	0	0%

**Total Responses:** 10

**Range:** 2.00

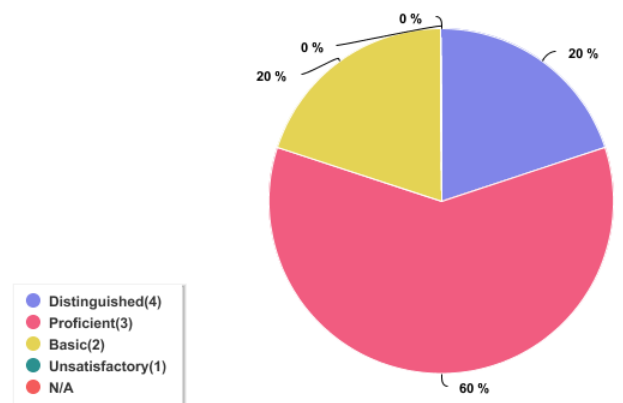
**Mean:** 3.00

**Median:** 3.00

**Mode:** 3.00

**Standard Deviation:** 0.63

Create instruction that meets the strengths, needs and ...



**Design, adapt and deliver instruction to address each student's diverse learning strengths and needs and create opportunities for students to demonstrate their learning in different ways**

Response	Number of Responses	Percent
Distinguished(4)	2	20%
Proficient(3)	6	60%
Basic(2)	1	10%
Unsatisfactory(1)	1	10%
N/A	0	0%

**Total Responses:** 10

**Range:** 3.00

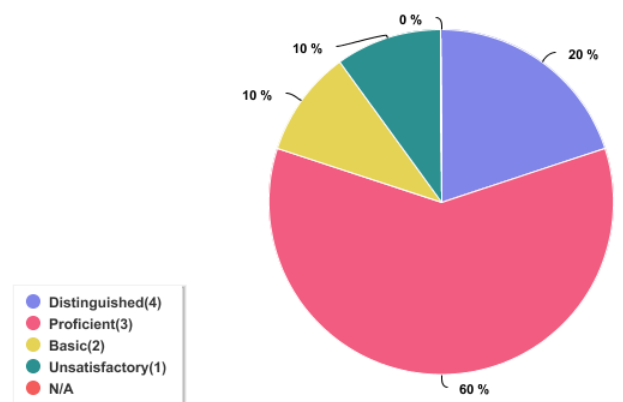
**Mean:** 2.90

**Median:** 3.00

**Mode:** 3.00

**Standard Deviation:** 0.83

Design, adapt and deliver instruction to address each s...



**Bring multiple perspectives to the discussion of content, including attention to learners' personal, family, and community experiences and cultural norms**

Response	Number of Responses	Percent
Distinguished(4)	6	60%
Proficient(3)	3	30%
Basic(2)	1	10%
Unsatisfactory(1)	0	0%
N/A	0	0%

**Total Responses:** 10

**Range:** 2.00

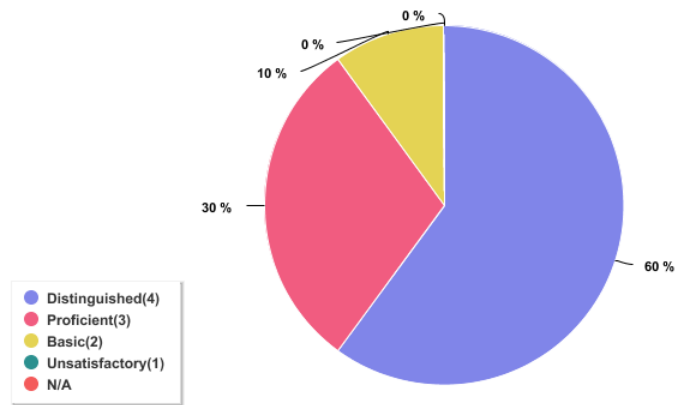
**Mean:** 3.50

**Median:** 4.00

**Mode:** 4.00

**Standard Deviation:** 0.67

Bring multiple perspectives to the discussion of conten...



**Incorporate tools of language development into planning and instruction, including strategies for making content accessible to English language learners and for evaluating and supporting their development of English proficiency**

Response	Number of Responses	Percent
Distinguished(4)	1	10%
Proficient(3)	7	70%
Basic(2)	0	0%
Unsatisfactory(1)	1	10%
N/A	1	10%

**Total Responses:** 10

**Range:** 3.00

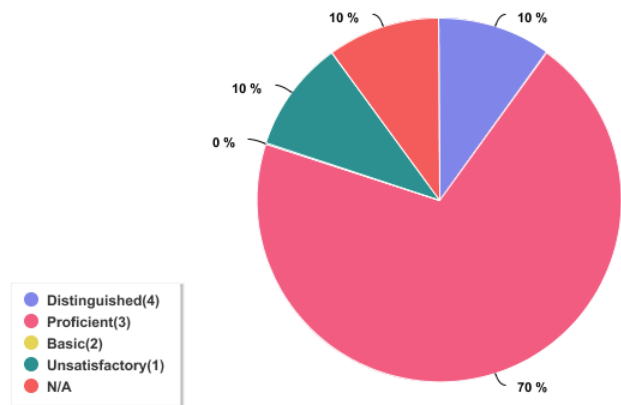
**Mean:** 2.89

**Median:** 3.00

**Mode:** 3.00

**Standard Deviation:** 0.74

Incorporate tools of language development into planning...



**Demonstrate respect and responsiveness to the cultural backgrounds and differing perspectives learners bring to the learning environment**

Response	Number of Responses	Percent
Distinguished(4)	7	70%
Proficient(3)	3	30%
Basic(2)	0	0%
Unsatisfactory(1)	0	0%
N/A	0	0%

**Total Responses:** 10

**Range:** 1.00

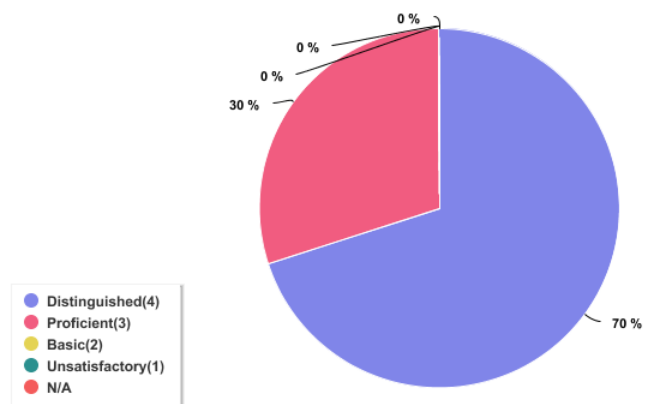
**Mean:** 3.70

**Median:** 4.00

**Mode:** 4.00

**Standard Deviation:** 0.46

Demonstrate respect and responsiveness to the cultural ...



**Develop learning experiences that engage learners in collaborative and self-directed learning**

Response	Number of Responses	Percent
Distinguished(4)	3	30%
Proficient(3)	6	60%
Basic(2)	0	0%
Unsatisfactory(1)	1	10%
N/A	0	0%

**Total Responses:** 10

**Range:** 3.00

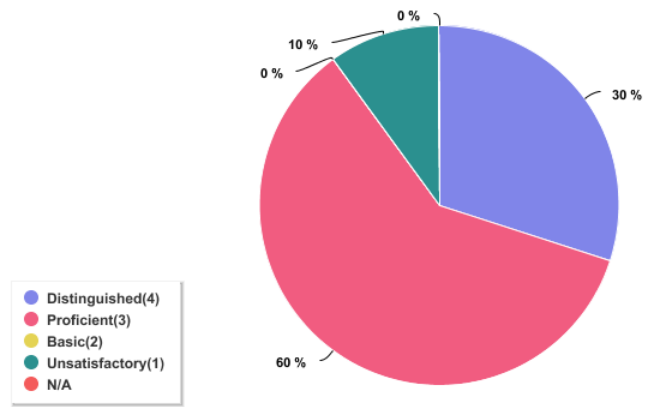
**Mean:** 3.10

**Median:** 3.00

**Mode:** 3.00

**Standard Deviation:** 0.83

Develop learning experiences that engage learners in co...



**Manage the learning environment to actively and equitably engage learners by organizing, allocating and coordinating the resources of time, space and learners' attention**

Response	Number of Responses	Percent
Distinguished(4)	2	22.22%
Proficient(3)	5	55.56%
Basic(2)	1	11.11%
Unsatisfactory(1)	1	11.11%
N/A	0	0%

**Total Responses:** 9

**Range:** 3.00

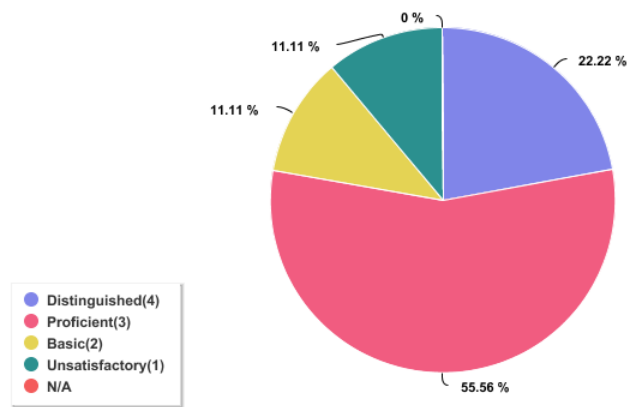
**Mean:** 2.89

**Median:** 3.00

**Mode:** 3.00

**Standard Deviation:** 0.87

Manage the learning environment to actively and equitab...



**Engage learners in applying methods of inquiry and standards of evidence used in the discipline**

Response	Number of Responses	Percent
Distinguished(4)	2	20%
Proficient(3)	7	70%
Basic(2)	1	10%
Unsatisfactory(1)	0	0%
N/A	0	0%

**Total Responses:** 10

**Range:** 2.00

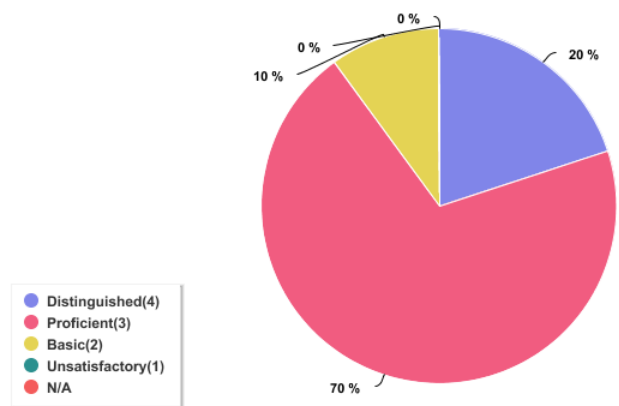
**Mean:** 3.10

**Median:** 3.00

**Mode:** 3.00

**Standard Deviation:** 0.54

Engage learners in applying methods of inquiry and stan...



**Demonstrate knowledge of content and pedagogy**

Response	Number of Responses	Percent
Distinguished(4)	6	60%
Proficient(3)	3	30%
Basic(2)	1	10%
Unsatisfactory(1)	0	0%
N/A	0	0%

**Total Responses:** 10

**Range:** 2.00

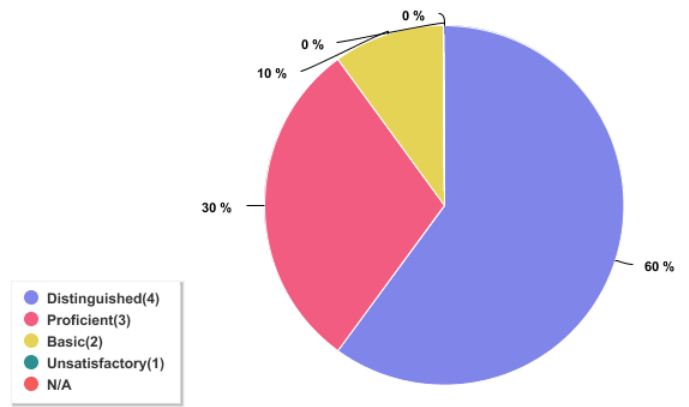
**Mean:** 3.50

**Median:** 4.00

**Mode:** 4.00

**Standard Deviation:** 0.67

Demonstrate knowledge of content and pedagogy



Create opportunities for students to learn, practice and master academic language in their content

Response	Number of Responses	Percent
Distinguished(4)	1	10%
Proficient(3)	7	70%
Basic(2)	0	0%
Unsatisfactory(1)	1	10%
N/A	1	10%

**Total Responses:** 10

**Range:** 3.00

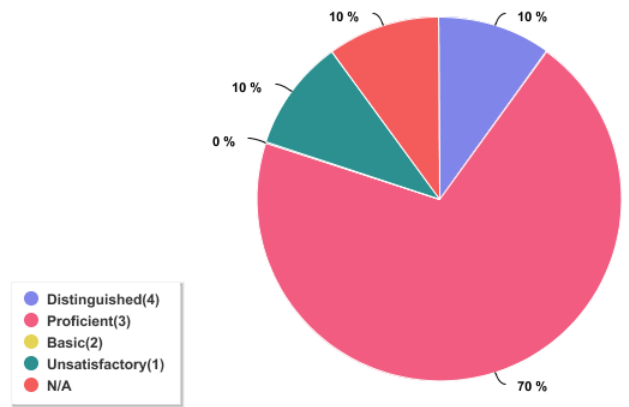
**Mean:** 2.89

**Median:** 3.00

**Mode:** 3.00

**Standard Deviation:** 0.74

Create opportunities for students to learn, practice an...



Engage learners in applying content knowledge to real world problems through the lens of interdisciplinary themes

Response	Number of Responses	Percent
Distinguished(4)	3	30%
Proficient(3)	3	30%
Basic(2)	3	30%
Unsatisfactory(1)	1	10%
N/A	0	0%

**Total Responses:** 10

**Range:** 3.00

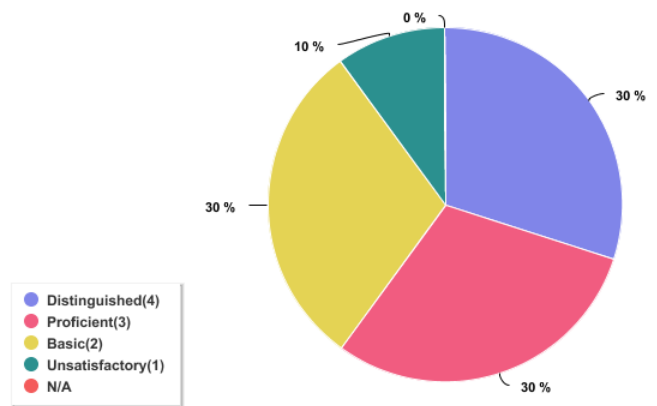
**Mean:** 2.80

**Median:** 3.00

**Mode:** 2.00, 3.00, 4.00

**Standard Deviation:** 0.98

Engage learners in applying content knowledge to real w...



Develop learners' communication skills in disciplinary and interdisciplinary contexts by creating meaningful opportunities to employ a variety of forms of communication that address varied audiences and purposes

Response	Number of Responses	Percent
Distinguished(4)	3	30%
Proficient(3)	6	60%
Basic(2)	1	10%
Unsatisfactory(1)	0	0%
N/A	0	0%

**Total Responses:** 10

**Range:** 2.00

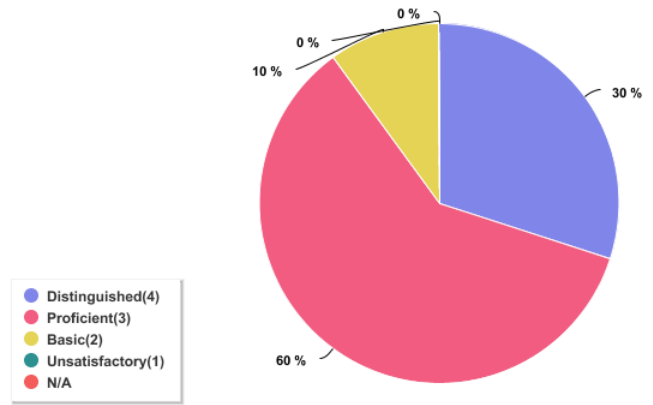
**Mean:** 3.20

**Median:** 3.00

**Mode:** 3.00

**Standard Deviation:** 0.60

Develop learners' communication skills in disciplinary ...



Develop and implement supports for learner literacy development across content areas

Response	Number of Responses	Percent
Distinguished(4)	1	10%
Proficient(3)	7	70%
Basic(2)	2	20%
Unsatisfactory(1)	0	0%
N/A	0	0%

**Total Responses:** 10

**Range:** 2.00

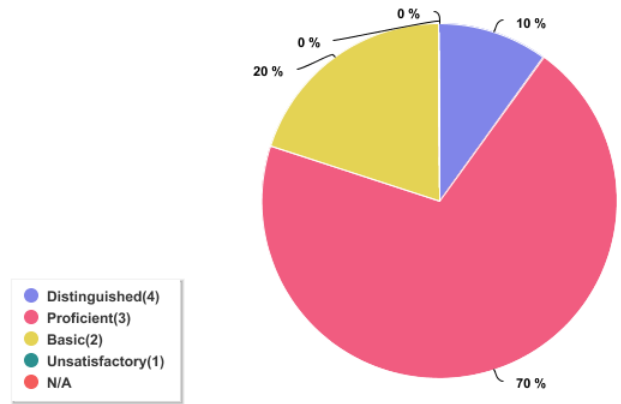
**Mean:** 2.90

**Median:** 3.00

**Mode:** 3.00

**Standard Deviation:** 0.54

Develop and implement supports for learner literacy dev...



Understand how to use digital and interactive technologies for efficiently and effectively achieving specific learning goals

Response	Number of Responses	Percent
Distinguished(4)	3	30%
Proficient(3)	4	40%
Basic(2)	1	10%
Unsatisfactory(1)	1	10%
N/A	1	10%

**Total Responses:** 10

**Range:** 3.00

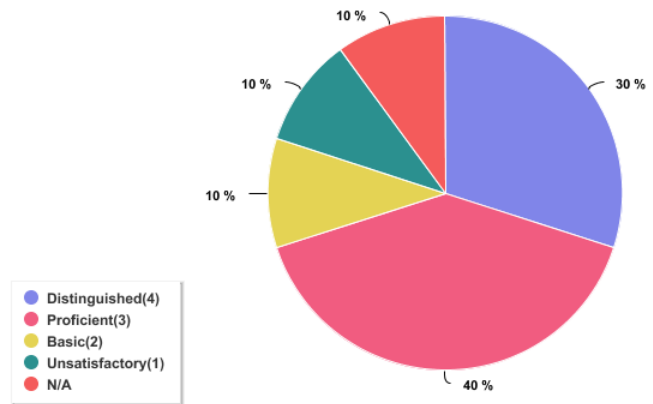
**Mean:** 3.00

**Median:** 3.00

**Mode:** 3.00

**Standard Deviation:** 0.94

Understand how to use digital and interactive technolog...



Balance the use of formative and summative assessment as appropriate to support, verify and document learning

Response	Number of Responses	Percent
Distinguished(4)	3	30%
Proficient(3)	6	60%
Basic(2)	0	0%
Unsatisfactory(1)	1	10%
N/A	0	0%

**Total Responses:** 10

**Range:** 3.00

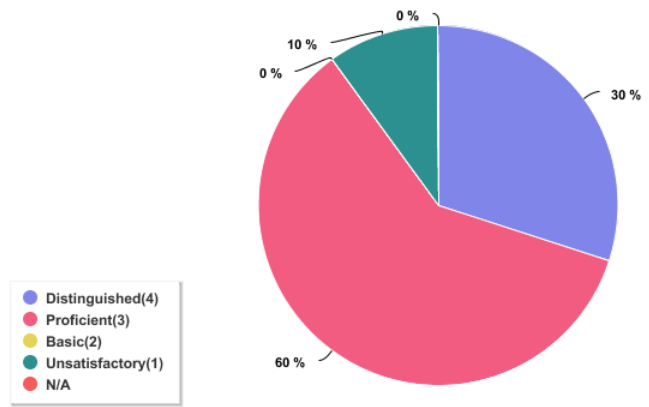
**Mean:** 3.10

**Median:** 3.00

**Mode:** 3.00

**Standard Deviation:** 0.83

Balance the use of formative and summative assessment a...



Engage learners in understanding and identifying quality work and provide them with effective descriptive feedback to guide their progress toward that work

Response	Number of Responses	Percent
Distinguished(4)	4	40%
Proficient(3)	4	40%
Basic(2)	1	10%
Unsatisfactory(1)	1	10%
N/A	0	0%

**Total Responses:** 10

**Range:** 3.00

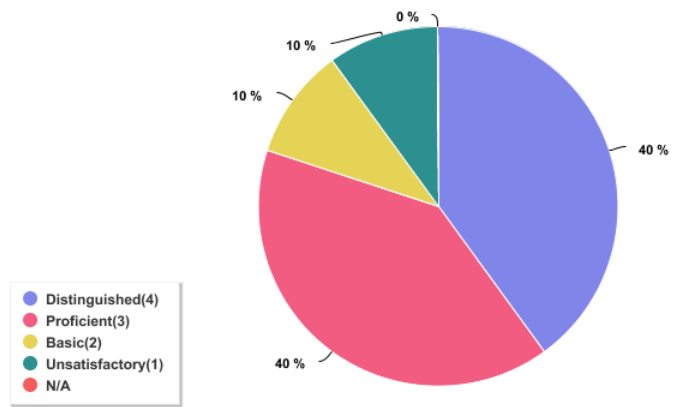
**Mean:** 3.10

**Median:** 3.00

**Mode:** 3.00, 4.00

**Standard Deviation:** 0.94

Engage learners in understanding and identifying qualiti...



Use multiple and appropriate types of assessment data to identify each student's learning needs and to develop differentiated learning experiences

Response	Number of Responses	Percent
Distinguished(4)	2	20%
Proficient(3)	5	50%
Basic(2)	3	30%
Unsatisfactory(1)	0	0%
N/A	0	0%

**Total Responses:** 10

**Range:** 2.00

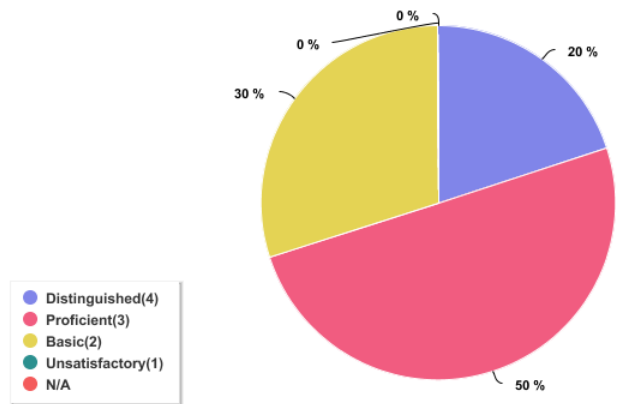
**Mean:** 2.90

**Median:** 3.00

**Mode:** 3.00

**Standard Deviation:** 0.70

Use multiple and appropriate types of assessment data t...



Individually and collaboratively select and create learning experiences that are appropriate for curriculum goals and content standards (e.g., Next Generation Science Standards, Common Core State Standards) and are relevant to learners



Response	Number of Responses	Percent
Distinguished(4)	2	20%
Proficient(3)	7	70%
Basic(2)	1	10%
Unsatisfactory(1)	0	0%
N/A	0	0%

**Total Responses:** 10

**Range:** 2.00

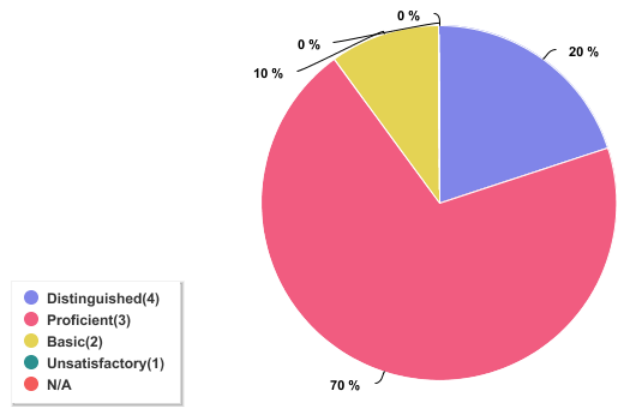
**Mean:** 3.10

**Median:** 3.00

**Mode:** 3.00

**Standard Deviation:** 0.54

Individually and collaboratively select and create lear...



**Plan how to achieve each student's learning goals, choosing appropriate strategies and accommodations, resources, and materials to differentiate instruction for individuals and groups of learners with English language needs and with exceptionalities**

Response	Number of Responses	Percent
Distinguished(4)	1	10%
Proficient(3)	7	70%
Basic(2)	1	10%
Unsatisfactory(1)	1	10%
N/A	0	0%

**Total Responses:** 10

**Range:** 3.00

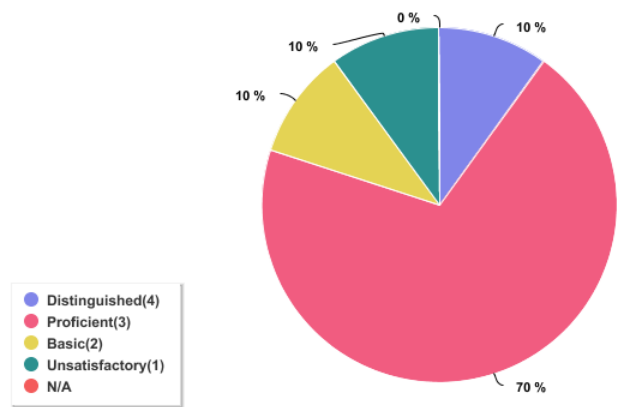
**Mean:** 2.80

**Median:** 3.00

**Mode:** 3.00

**Standard Deviation:** 0.75

Plan how to achieve each student's learning goals, choo...



**Plan collaboratively with professionals who have specialized expertise (e.g., special educators, librarians, language learner specialists, media specialists) to design and jointly deliver as appropriate effective learning experiences to meet unique learning needs**

Response	Number of Responses	Percent
Distinguished(4)	3	30%
Proficient(3)	6	60%
Basic(2)	1	10%
Unsatisfactory(1)	0	0%
N/A	0	0%

**Total Responses:** 10

**Range:** 2.00

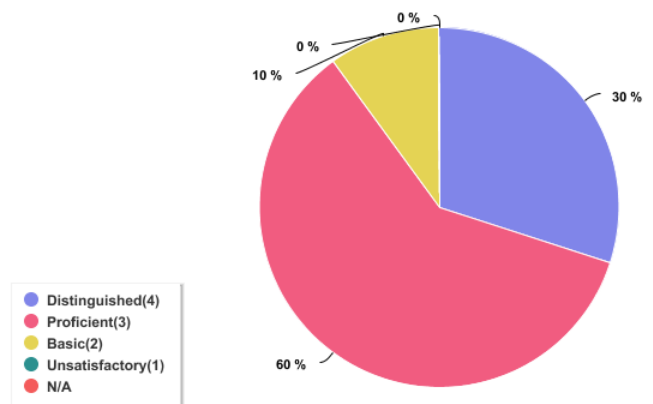
**Mean:** 3.20

**Median:** 3.00

**Mode:** 3.00

**Standard Deviation:** 0.60

Plan collaboratively with professionals who have specia...



**Understand learning theory, human development, cultural diversity and individual differences and how these impact ongoing planning**

Response	Number of Responses	Percent
Distinguished(4)	4	40%
Proficient(3)	5	50%
Basic(2)	1	10%
Unsatisfactory(1)	0	0%
N/A	0	0%

**Total Responses:** 10

**Range:** 2.00

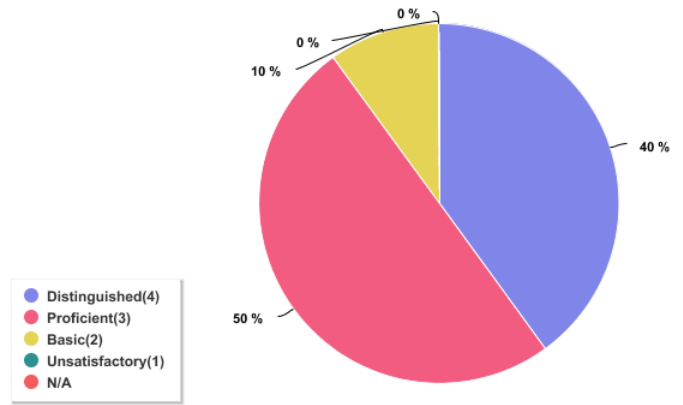
**Mean:** 3.30

**Median:** 3.00

**Mode:** 3.00

**Standard Deviation:** 0.64

Understand learning theory, human development, cultural...



**Demonstrate knowledge of a range of evidence-based instructional strategies, resources, and technological tools and how to use them to effectively plan instruction that meets diverse learning needs**

Response	Number of Responses	Percent
Distinguished(4)	3	30%
Proficient(3)	6	60%
Basic(2)	0	0%
Unsatisfactory(1)	1	10%
N/A	0	0%

**Total Responses:** 10

**Range:** 3.00

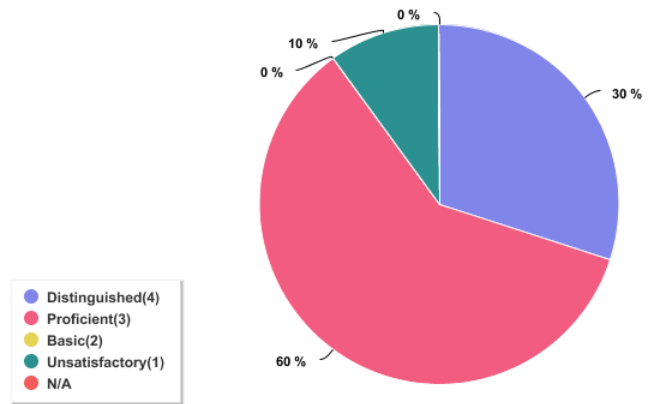
**Mean:** 3.10

**Median:** 3.00

**Mode:** 3.00

**Standard Deviation:** 0.83

Demonstrate knowledge of a range of evidence-based inst...



**Use appropriate strategies and resources to adapt instruction to the needs of individuals and groups of learners**

Response	Number of Responses	Percent
Distinguished(4)	3	30%
Proficient(3)	6	60%
Basic(2)	0	0%
Unsatisfactory(1)	1	10%
N/A	0	0%

**Total Responses:** 10

**Range:** 3.00

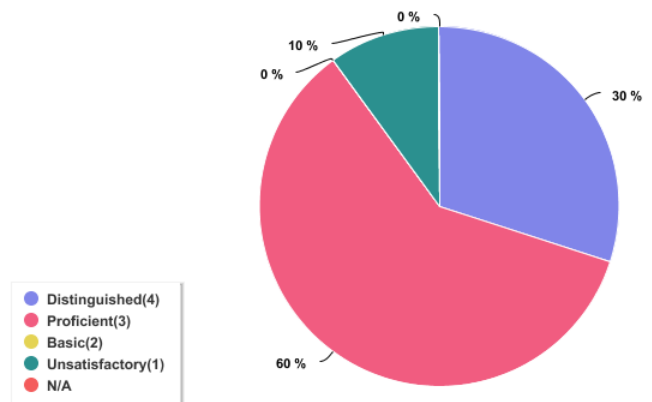
**Mean:** 3.10

**Median:** 3.00

**Mode:** 3.00

**Standard Deviation:** 0.83

Use appropriate strategies and resources to adapt instr...



**Continuously monitor student learning, engage learners in assessing their progress and adjust instruction in response to student learning needs**

Response	Number of Responses	Percent
Distinguished(4)	2	20%
Proficient(3)	5	50%
Basic(2)	2	20%
Unsatisfactory(1)	1	10%
N/A	0	0%

**Total Responses:** 10

**Range:** 3.00

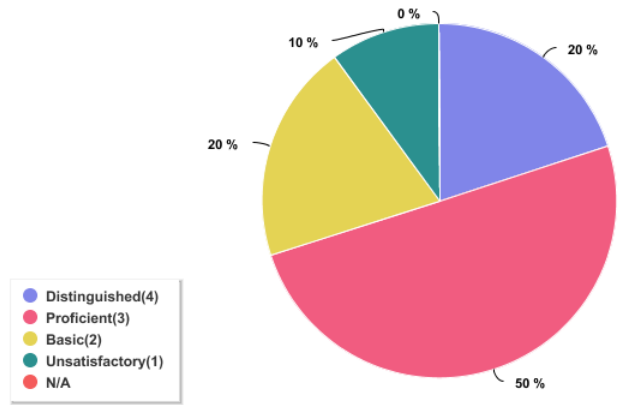
**Mean:** 2.80

**Median:** 3.00

**Mode:** 3.00

**Standard Deviation:** 0.87

Continuously monitor student learning, engage learners ...



Engage all learners in developing higher order questioning skills and metacognitive processes

Response	Number of Responses	Percent
Distinguished(4)	3	30%
Proficient(3)	5	50%
Basic(2)	1	10%
Unsatisfactory(1)	1	10%
N/A	0	0%

**Total Responses:** 10

**Range:** 3.00

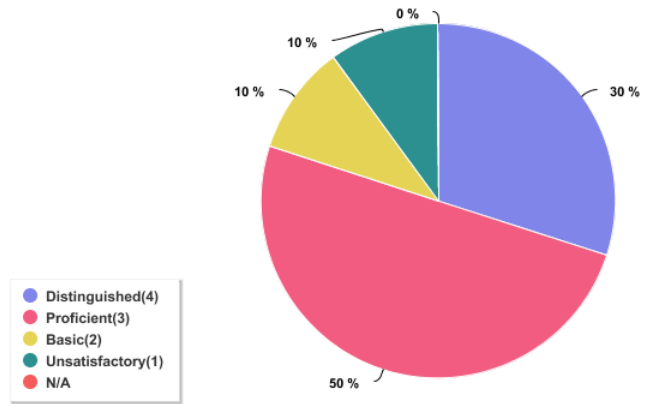
**Mean:** 3.00

**Median:** 3.00

**Mode:** 3.00

**Standard Deviation:** 0.89

Engage all learners in developing higher order question...



Ask questions to stimulate discussion that serves different purposes (e.g., probing for learning understanding, helping learners articulate their ideas and thinking processes, stimulating curiosity, helping learners to question)

Response	Number of Responses	Percent
Distinguished(4)	3	30%
Proficient(3)	6	60%
Basic(2)	1	10%
Unsatisfactory(1)	0	0%
N/A	0	0%

**Total Responses:** 10

**Range:** 2.00

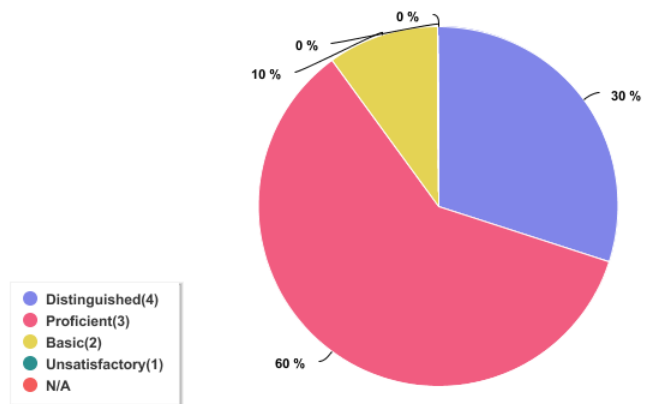
**Mean:** 3.20

**Median:** 3.00

**Mode:** 3.00

**Standard Deviation:** 0.60

Ask questions to stimulate discussion that serves diffe...



Demonstrate how to use a wide variety of resources including technological to engage students in learning

Response	Number of Responses	Percent
Distinguished(4)	3	30%
Proficient(3)	6	60%
Basic(2)	1	10%
Unsatisfactory(1)	0	0%
N/A	0	0%

**Total Responses:** 10

**Range:** 2.00

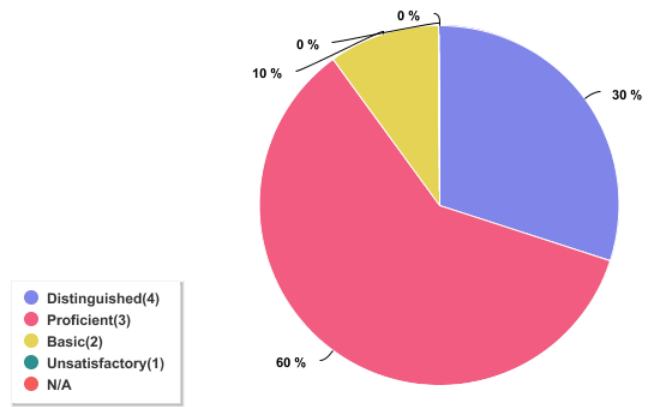
**Mean:** 3.20

**Median:** 3.00

**Mode:** 3.00

**Standard Deviation:** 0.60

Demonstrate how to use a wide variety of resources incl...



**Independently and in collaboration with colleagues, use a variety of data including research to evaluate the outcomes of teaching and learning and to adapt planning and practice**

Response	Number of Responses	Percent
Distinguished(4)	4	40%
Proficient(3)	4	40%
Basic(2)	1	10%
Unsatisfactory(1)	1	10%
N/A	0	0%

**Total Responses:** 10

**Range:** 3.00

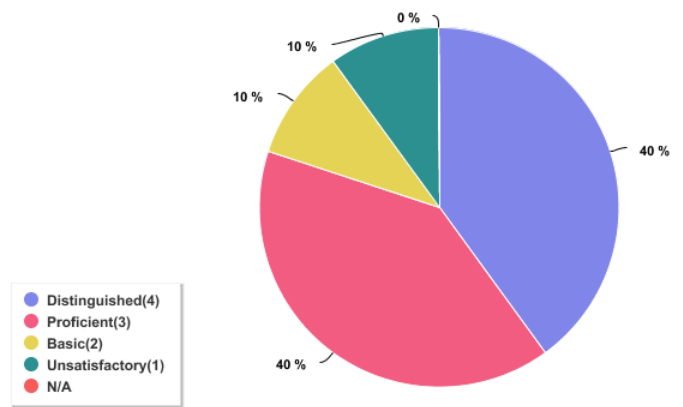
**Mean:** 3.10

**Median:** 3.00

**Mode:** 3.00, 4.00

**Standard Deviation:** 0.94

Independently and in collaboration with colleagues, use...



**Engage in ongoing learning opportunities to develop knowledge and skills in order to provide all learners with engaging curriculum and learning experiences based on local, state and national standards. Engage in ongoing learning opportunities to develop knowledge and skills in order to provide all learners with engaging curriculum and learning experiences based on local, state and national standards**

Response	Number of Responses	Percent
Distinguished(4)	2	20%
Proficient(3)	7	70%
Basic(2)	0	0%
Unsatisfactory(1)	1	10%
N/A	0	0%

**Total Responses:** 10

**Range:** 3.00

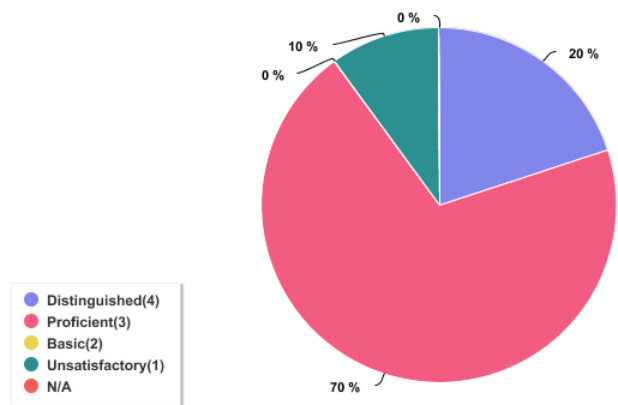
**Mean:** 3.00

**Median:** 3.00

**Mode:** 3.00

**Standard Deviation:** 0.77

Engage in ongoing learning opportunities to develop kno...



**Reflect on own personal biases and access resources to deepen own understanding of cultural, ethnic, gender and learning differences to build stronger relationships and create more relevant learning experiences. Reflect on own personal biases and access resources to deepen own understanding of cultural, ethnic, gender and learning differences to build stronger relationships and create more relevant learning experiences**

Response	Number of Responses	Percent
Distinguished(4)	5	50%
Proficient(3)	5	50%
Basic(2)	0	0%
Unsatisfactory(1)	0	0%
N/A	0	0%

**Total Responses:** 10

**Range:** 1.00

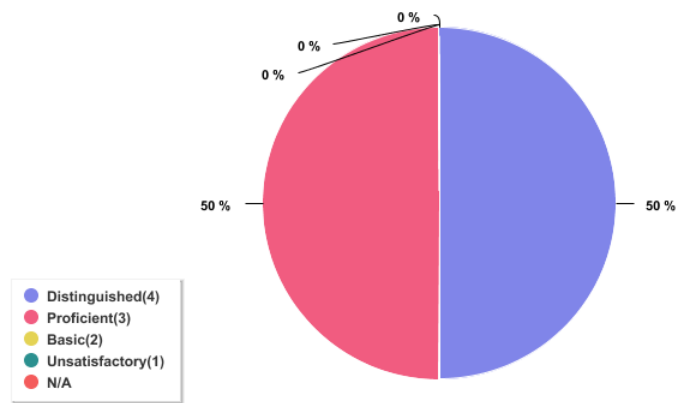
**Mean:** 3.50

**Median:** 3.50

**Mode:** 3.00, 4.00

**Standard Deviation:** 0.50

Reflect on own personal biases and access resources to ...



**Advocate, model and teach safe, legal and ethical use of information and technology including appropriate documentation of sources and respect for others in the use of social media**

Response	Number of Responses	Percent
Distinguished(4)	3	30%
Proficient(3)	4	40%
Basic(2)	1	10%
Unsatisfactory(1)	1	10%
N/A	1	10%

**Total Responses:** 10

**Range:** 3.00

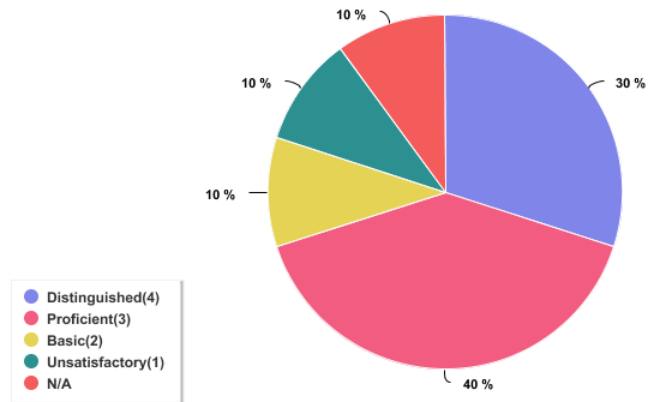
**Mean:** 3.00

**Median:** 3.00

**Mode:** 3.00

**Standard Deviation:** 0.94

Advocate, model and teach safe, legal and ethical use o...



**Understand laws related to learners' rights and teacher responsibilities (e.g., for educational equity, appropriate education for learners with disabilities, confidentiality, privacy, appropriate treatment of learners, reporting in situations of possible child abuse)**

Response	Number of Responses	Percent
Distinguished(4)	2	20%
Proficient(3)	6	60%
Basic(2)	2	20%
Unsatisfactory(1)	0	0%
N/A	0	0%

**Total Responses:** 10

**Range:** 2.00

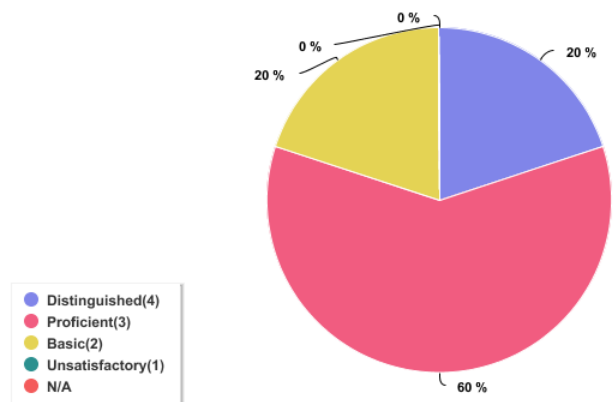
**Mean:** 3.00

**Median:** 3.00

**Mode:** 3.00

**Standard Deviation:** 0.63

Understand laws related to learners' rights and teacher...



**Work with other school professionals to plan and jointly facilitate learning including how to meet diverse needs of learners**

Response	Number of Responses	Percent
Distinguished(4)	3	30%
Proficient(3)	4	40%
Basic(2)	3	30%
Unsatisfactory(1)	0	0%
N/A	0	0%

**Total Responses:** 10

**Range:** 2.00

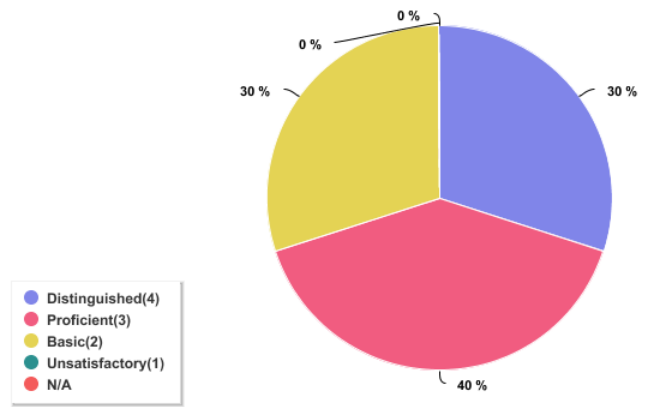
**Mean:** 3.00

**Median:** 3.00

**Mode:** 3.00

**Standard Deviation:** 0.77

Work with other school professionals to plan and jointl...



**Work collaboratively with learners and their families to establish mutual expectations and ongoing communication to support learner development and achievement**

Response	Number of Responses	Percent
Distinguished(4)	2	22.22%
Proficient(3)	3	33.33%
Basic(2)	3	33.33%
Unsatisfactory(1)	1	11.11%
N/A	0	0%

**Total Responses:** 9

**Range:** 3.00

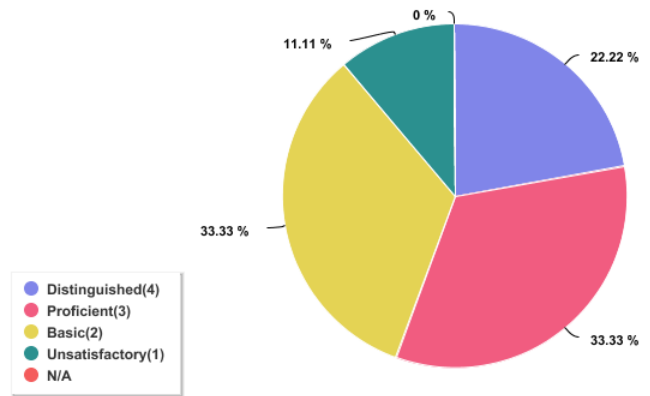
**Mean:** 2.67

**Median:** 3.00

**Mode:** 2.00, 3.00

**Standard Deviation:** 0.94

Work collaboratively with learners and their families t...



**Use technological tools and a variety of communication strategies to build local and global learning communities that engage learners, families and colleagues**

Response	Number of Responses	Percent
Distinguished(4)	1	10%
Proficient(3)	6	60%
Basic(2)	3	30%
Unsatisfactory(1)	0	0%
N/A	0	0%

**Total Responses:** 10

**Range:** 2.00

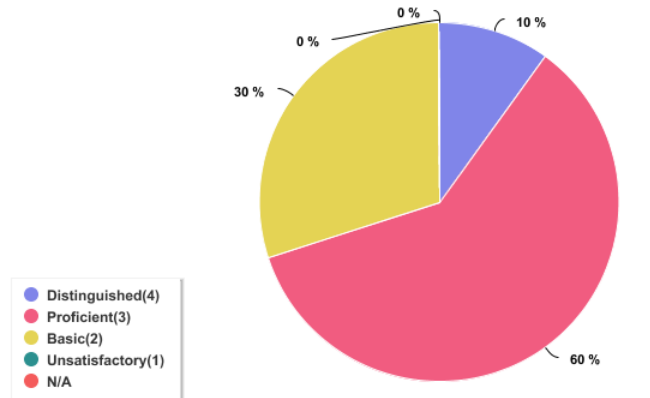
**Mean:** 2.80

**Median:** 3.00

**Mode:** 3.00

**Standard Deviation:** 0.60

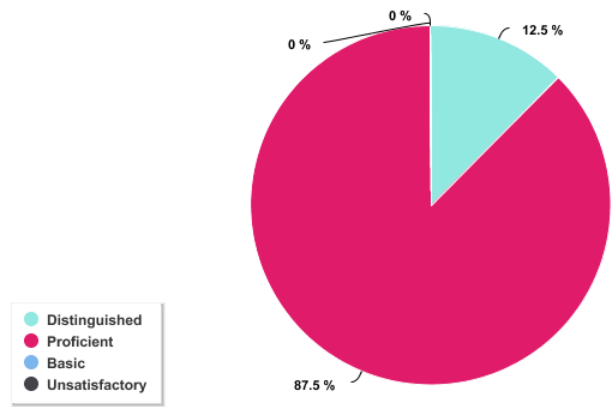
Use technological tools and a variety of communication ...



**If you are willing to share this information with us, on your educator evaluation which category best describes your level of teaching performance at the time of your most recent evaluation:**

Response	Number of Responses	Percent
Distinguished	1	12.5%
Proficient	7	87.5%
Basic	0	0%
Unsatisfactory	0	0%

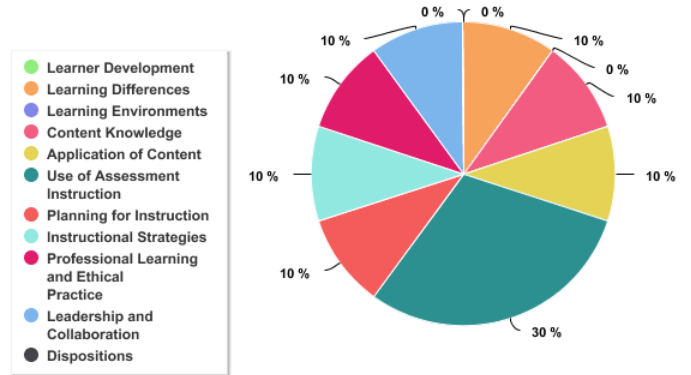
If you are willing to share this information with us, o...



Which of the following most closely represents your priority for professional development, growth or needed improvement?

Response	Number of Responses	Percent
Learner Development	0	0%
Learning Differences	1	10%
Learning Environments	0	0%
Content Knowledge	1	10%
Application of Content	1	10%
Use of Assessment Instruction	3	30%
Planning for Instruction	1	10%
Instructional Strategies	1	10%
Professional Learning and Ethical Practice	1	10%
Leadership and Collaboration	1	10%
Dispositions	0	0%

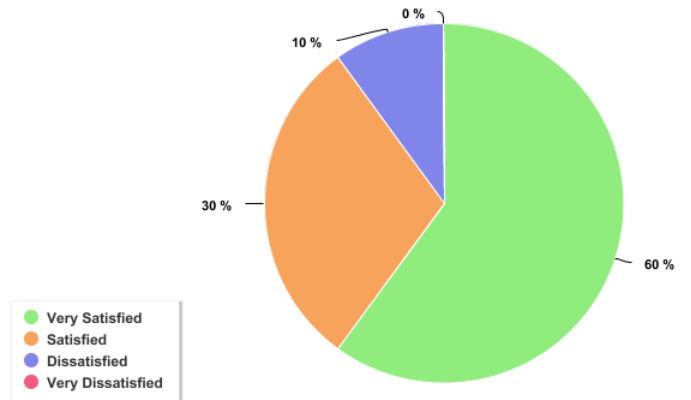
Which of the following most closely represents your pri...



Indicate your level of satisfaction with your decision to become a teacher.

Response	Number of Responses	Percent
Very Satisfied	6	60%
Satisfied	3	30%
Dissatisfied	1	10%
Very Dissatisfied	0	0%

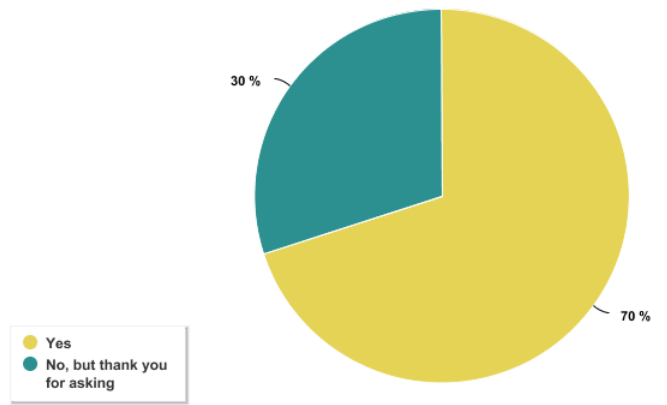
Indicate your level of satisfaction with your decision ...



Would you be willing at some later point to participate in a focus group or serve on our Goodwin Field Experience Advisory Board?

Response	Number of Responses	Percent
Yes	7	70%
No, but thank you for asking	3	30%

Would you be willing at some later point to participate...



If yes, please provide your name and a way to contact you:

Response	Number of Responses
Text Question	7

Total Responses: 7