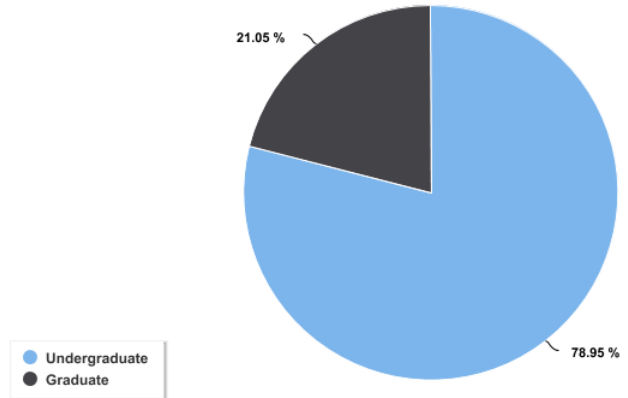


Goodwin College of Education Alumni Survey One-Year Post Graduation (Fall 2017 Graduates; Sent Fall 2018)

Please indicate your program degree status when you graduated from Northeastern Illinois University:

Response	Number of Responses	Percent
Undergraduate	15	78.95%
Graduate	4	21.05%

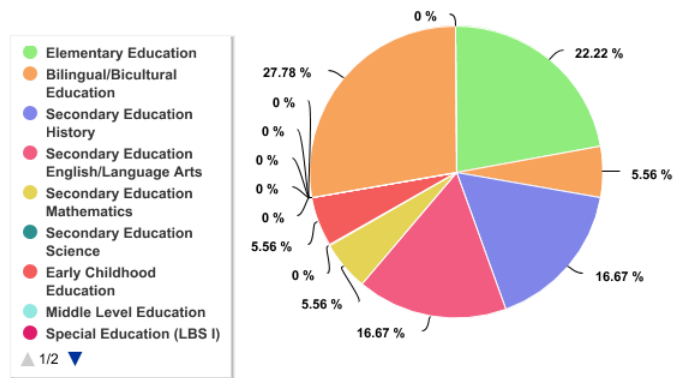
Please indicate your program degree status when you gra...



Please indicate your program preparation area:

Response	Number of Responses	Percent
Elementary Education	4	22.22%
Bilingual/Bicultural Education	1	5.56%
Secondary Education History	3	16.67%
Secondary Education English/Language Arts	3	16.67%
Secondary Education Mathematics	1	5.56%
Secondary Education Science	0	0%
Early Childhood Education	1	5.56%
Middle Level Education	0	0%
Special Education (LBS I)	0	0%
Art Education	0	0%
Music Education	0	0%
Health Education	0	0%
Physical Education	5	27.78%
Spanish Education	0	0%

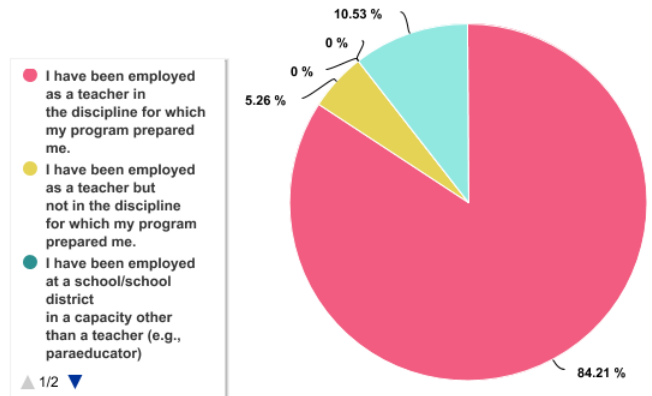
Please indicate your program preparation area:



Which of the following best describes your employment status:

Response	Number of Responses	Percent
I have been employed as a teacher in the discipline for which my program prepared me.	16	84.21%
I have been employed as a teacher but not in the discipline for which my program prepared me.	1	5.26%
I have been employed at a school/school district in a capacity other than a teacher (e.g., paraeducator)	0	0%
I have been employed in a non-teaching position.	0	0%
I have not been employed.	2	10.53%

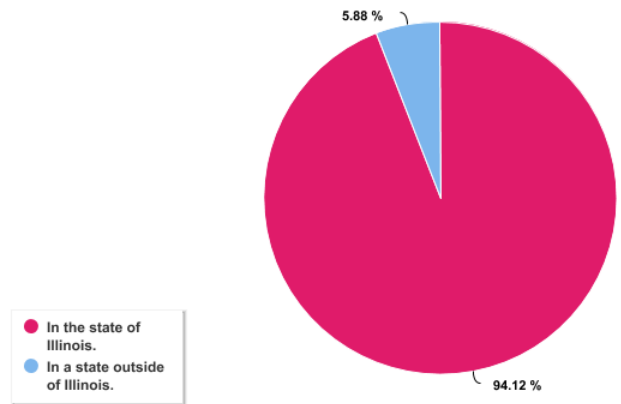
Which of the following best describes your employment s...



**Where are you currently employed?**

Response	Number of Responses	Percent
In the state of Illinois.	16	94.12%
In a state outside of Illinois.	1	5.88%

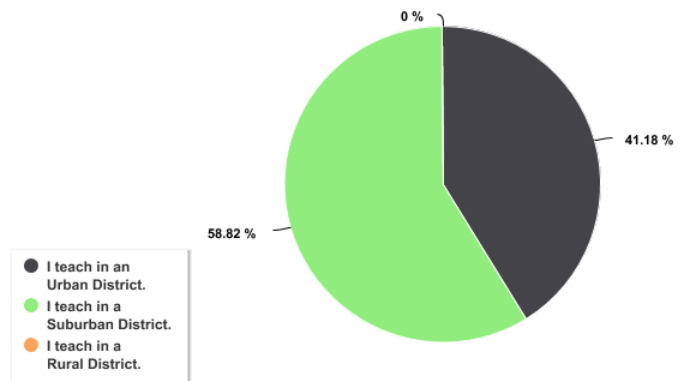
Where are you currently employed?



**If you have been employed as a teacher, which best describes your current place of employment:**

Response	Number of Responses	Percent
I teach in an Urban District.	7	41.18%
I teach in a Suburban District.	10	58.82%
I teach in a Rural District.	0	0%

If you have been employed as a teacher, which best desc...



**Name of School District:**

Response	Number of Responses
Text Question	16

**Total Responses: 16**

**Name of School:**

Response	Number of Responses
Text Question	15

**Total Responses: 15**

**Address of School:**

Response	Number of Responses
Text Question	14

**Total Responses: 14**

**Name of Employer (i.e., School Principal or other immediate supervisor):**

Response	Number of Responses
Text Question	15

**Total Responses: 15**

1. Assess student learning in order to design and modify instruction to meet diverse learning needs

Response	Number of Responses	Percent
Well Prepared(4)	12	66.67%
Prepared(3)	5	27.78%
Inadequately Prepared(2)	0	0%
Not at All Prepared(1)	0	0%
N/A	1	5.56%

Total Responses: 18

Range: 1.00

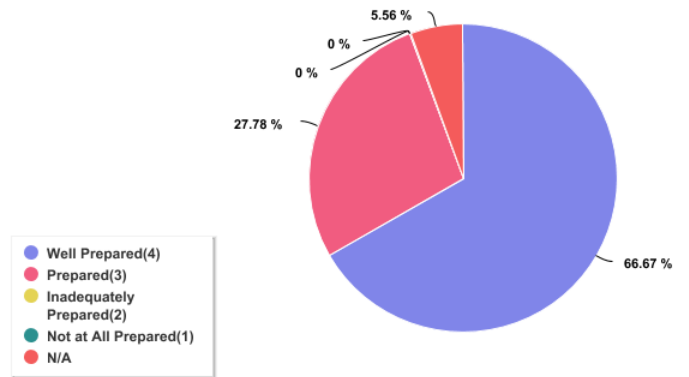
Mean: 3.71

Median: 4.00

Mode: 4.00

Standard Deviation: 0.46

1. Assess student learning in order to design and modi...



2. Differentiate instruction for students with a variety of needs, including those with disabilities

Response	Number of Responses	Percent
Well Prepared(4)	7	38.89%
Prepared(3)	9	50%
Inadequately Prepared(2)	2	11.11%
Not at All Prepared(1)	0	0%
N/A	0	0%

Total Responses: 18

Range: 2.00

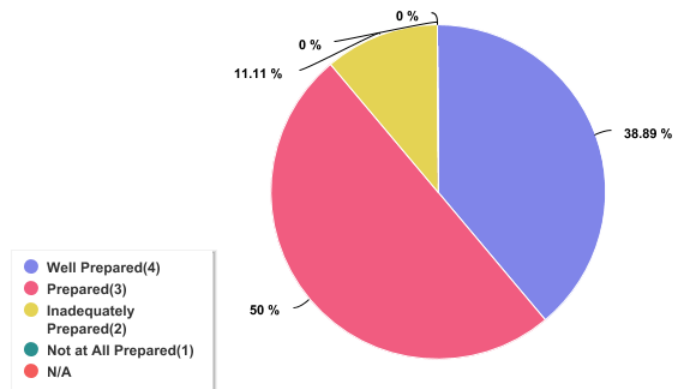
Mean: 3.28

Median: 3.00

Mode: 3.00

Standard Deviation: 0.65

2. Differentiate instruction for students with a variat...



3. Use instructional practices to enhance learning for English language learners

Response	Number of Responses	Percent
Well Prepared(4)	6	33.33%
Prepared(3)	9	50%
Inadequately Prepared(2)	3	16.67%
Not at All Prepared(1)	0	0%
N/A	0	0%

Total Responses: 18

Range: 2.00

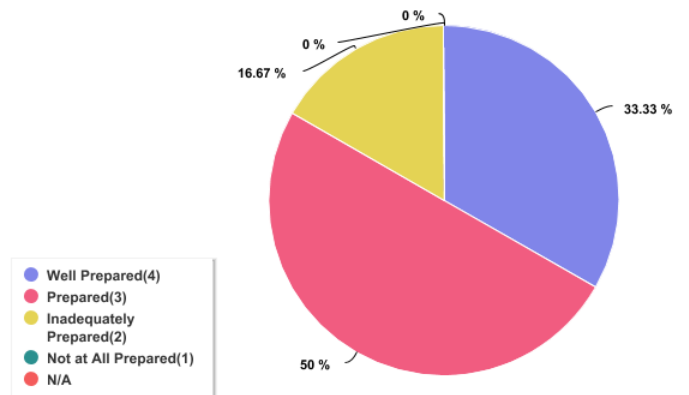
Mean: 3.17

Median: 3.00

Mode: 3.00

Standard Deviation: 0.69

3. Use instructional practices to enhance learning for ...



4. Demonstrate respect and responsiveness to the cultural backgrounds and differing perspectives of learners

Response	Number of Responses	Percent
Well Prepared(4)	13	72.22%
Prepared(3)	3	16.67%
Inadequately Prepared(2)	2	11.11%
Not at All Prepared(1)	0	0%
N/A	0	0%

**Total Responses:** 18

**Range:** 2.00

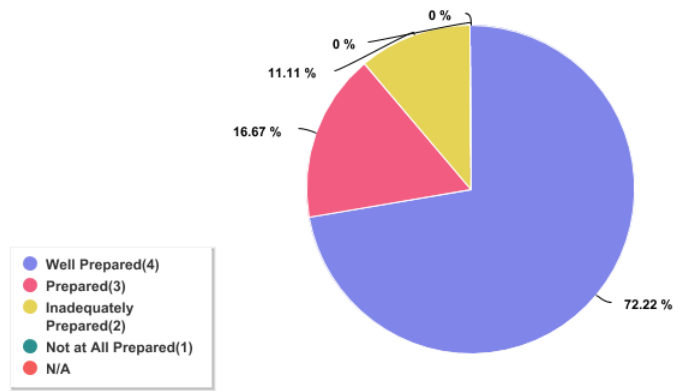
**Mean:** 3.61

**Median:** 4.00

**Mode:** 4.00

**Standard Deviation:** 0.68

4. Demonstrate respect and responsiveness to the cultur...



5. Use effective strategies to create, manage and support a positive learning environment

Response	Number of Responses	Percent
Well Prepared(4)	11	61.11%
Prepared(3)	5	27.78%
Inadequately Prepared(2)	2	11.11%
Not at All Prepared(1)	0	0%
N/A	0	0%

**Total Responses:** 18

**Range:** 2.00

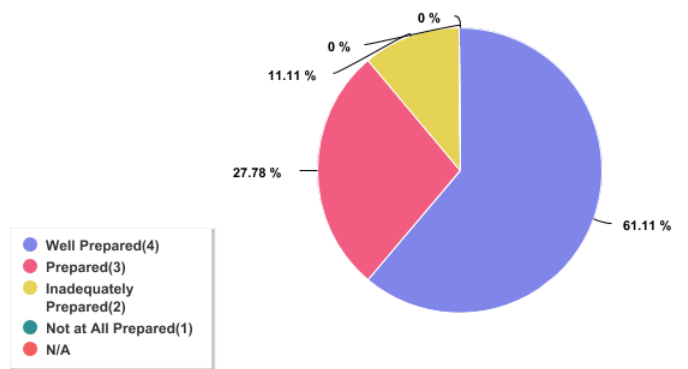
**Mean:** 3.50

**Median:** 4.00

**Mode:** 4.00

**Standard Deviation:** 0.69

5. Use effective strategies to create, manage and suppo...



6. Promote students' age-appropriate, positive social and emotional skills

Response	Number of Responses	Percent
Well Prepared(4)	8	44.44%
Prepared(3)	8	44.44%
Inadequately Prepared(2)	2	11.11%
Not at All Prepared(1)	0	0%
N/A	0	0%

**Total Responses:** 18

**Range:** 2.00

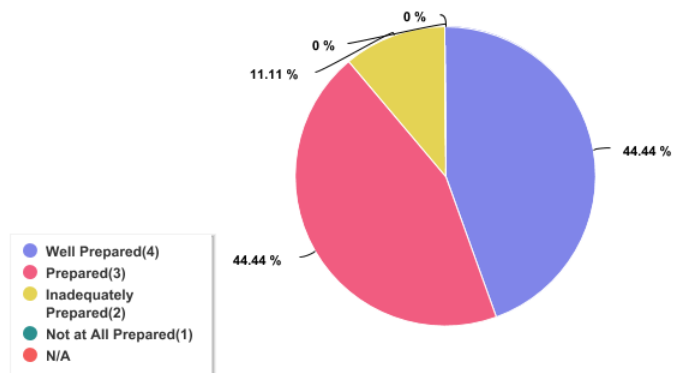
**Mean:** 3.33

**Median:** 3.00

**Mode:** 3.00, 4.00

**Standard Deviation:** 0.67

6. Promote students' age-appropriate, positive social a...



7. Demonstrate knowledge of subject matter content

Response	Number of Responses	Percent
Well Prepared(4)	12	66.67%
Prepared(3)	6	33.33%
Inadequately Prepared(2)	0	0%
Not at All Prepared(1)	0	0%
N/A	0	0%

**Total Responses:** 18

**Range:** 1.00

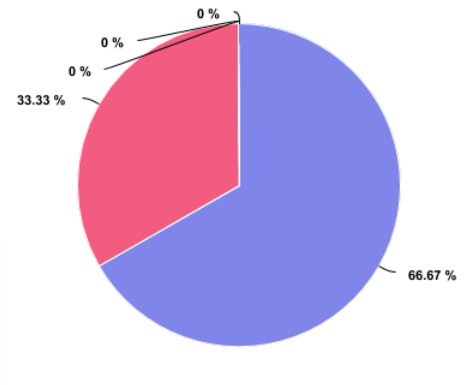
**Mean:** 3.67

**Median:** 4.00

**Mode:** 4.00

**Standard Deviation:** 0.47

7. Demonstrate knowledge of subject matter content



8. Engage learners in applying content knowledge to real world problems

Response	Number of Responses	Percent
Well Prepared(4)	11	61.11%
Prepared(3)	7	38.89%
Inadequately Prepared(2)	0	0%
Not at All Prepared(1)	0	0%
N/A	0	0%

**Total Responses:** 18

**Range:** 1.00

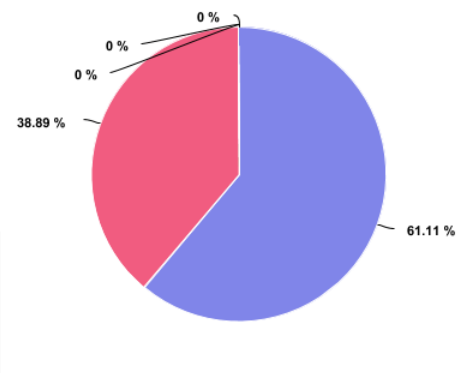
**Mean:** 3.61

**Median:** 4.00

**Mode:** 4.00

**Standard Deviation:** 0.49

8. Engage learners in applying content knowledge to rea...



9. Plan lessons that incorporate appropriate technology to enhance learning.

Response	Number of Responses	Percent
Well Prepared(4)	9	50%
Prepared(3)	8	44.44%
Inadequately Prepared(2)	0	0%
Not at All Prepared(1)	0	0%
N/A	1	5.56%

**Total Responses:** 18

**Range:** 1.00

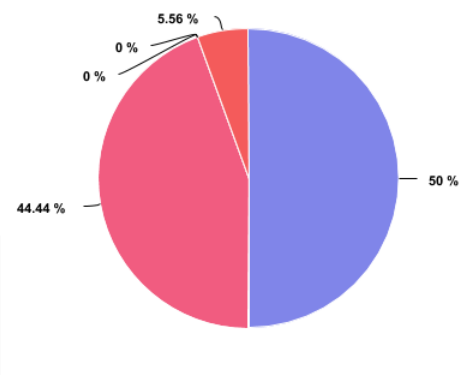
**Mean:** 3.53

**Median:** 4.00

**Mode:** 4.00

**Standard Deviation:** 0.50

9. Plan lessons that incorporate appropriate technology...



10. Implement a variety of assessment strategies

Response	Number of Responses	Percent
Well Prepared(4)	10	55.56%
Prepared(3)	7	38.89%
Inadequately Prepared(2)	0	0%
Not at All Prepared(1)	0	0%
N/A	1	5.56%

**Total Responses:** 18

**Range:** 1.00

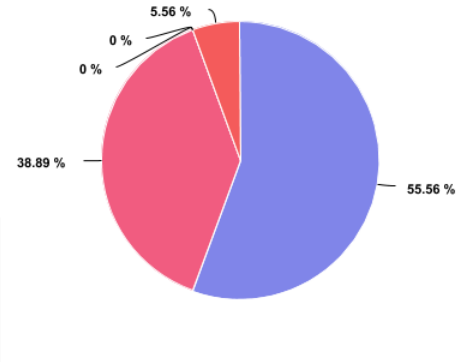
**Mean:** 3.59

**Median:** 4.00

**Mode:** 4.00

**Standard Deviation:** 0.49

10. Implement a variety of assessment strategies



11. Provide learners with informative and timely feedback to guide their progress toward high quality work

Response	Number of Responses	Percent
Well Prepared(4)	12	66.67%
Prepared(3)	6	33.33%
Inadequately Prepared(2)	0	0%
Not at All Prepared(1)	0	0%
N/A	0	0%

**Total Responses:** 18

**Range:** 1.00

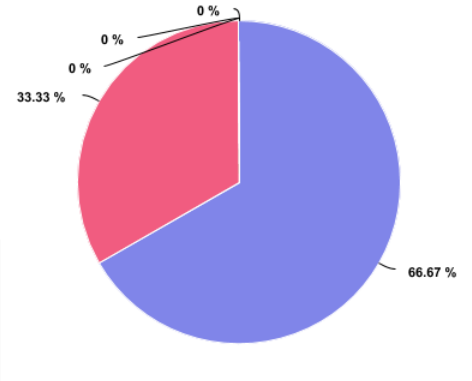
**Mean:** 3.67

**Median:** 4.00

**Mode:** 4.00

**Standard Deviation:** 0.47

11. Provide learners with informative and timely feedback to guide their progress toward high quality work



12. Use multiple types of assessment data to identify each student's learning needs

Response	Number of Responses	Percent
Well Prepared(4)	7	38.89%
Prepared(3)	10	55.56%
Inadequately Prepared(2)	0	0%
Not at All Prepared(1)	0	0%
N/A	1	5.56%

**Total Responses:** 18

**Range:** 1.00

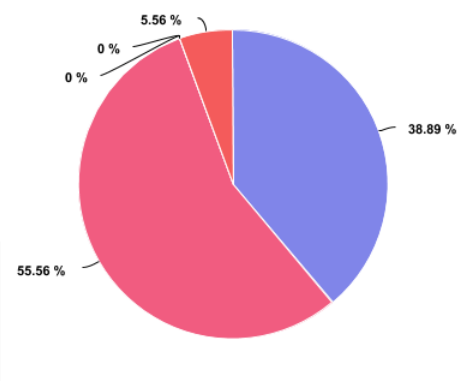
**Mean:** 3.41

**Median:** 3.00

**Mode:** 3.00

**Standard Deviation:** 0.49

12. Use multiple types of assessment data to identify each student's learning needs



13. Use multiple types of assessment data to develop differentiated learning experiences

Response	Number of Responses	Percent
Well Prepared(4)	7	38.89%
Prepared(3)	9	50%
Inadequately Prepared(2)	1	5.56%
Not at All Prepared(1)	0	0%
N/A	1	5.56%

**Total Responses:** 18

**Range:** 2.00

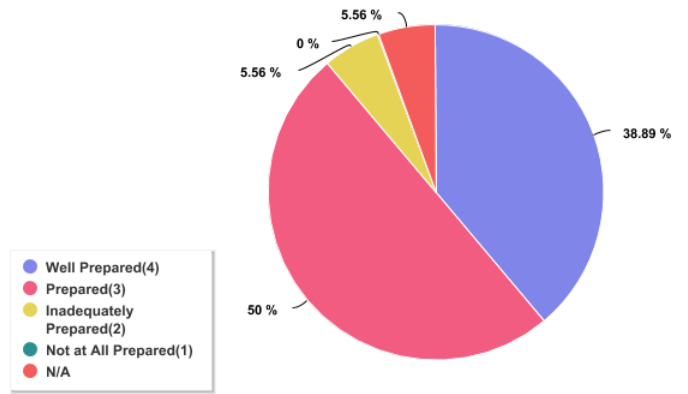
**Mean:** 3.35

**Median:** 3.00

**Mode:** 3.00

**Standard Deviation:** 0.59

13. Use multiple types of assessment data to develop di...



14. Create learning experiences that are appropriate for curriculum goals and content standards (e.g., Next Generation Science Standards, Common Core State Standards)

Response	Number of Responses	Percent
Well Prepared(4)	12	66.67%
Prepared(3)	4	22.22%
Inadequately Prepared(2)	1	5.56%
Not at All Prepared(1)	0	0%
N/A	1	5.56%

**Total Responses:** 18

**Range:** 2.00

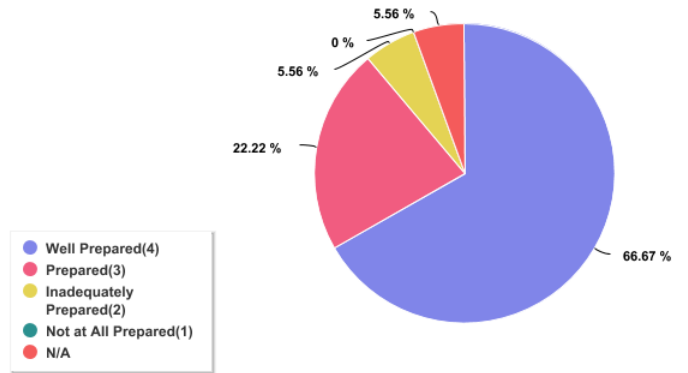
**Mean:** 3.65

**Median:** 4.00

**Mode:** 4.00

**Standard Deviation:** 0.59

14. Create learning experiences that are appropriate fo...



15. Use a range of evidence-based instructional strategies, resources, and technological tools to meet each student's learning needs

Response	Number of Responses	Percent
Well Prepared(4)	7	41.18%
Prepared(3)	10	58.82%
Inadequately Prepared(2)	0	0%
Not at All Prepared(1)	0	0%
N/A	0	0%

**Total Responses:** 17

**Range:** 1.00

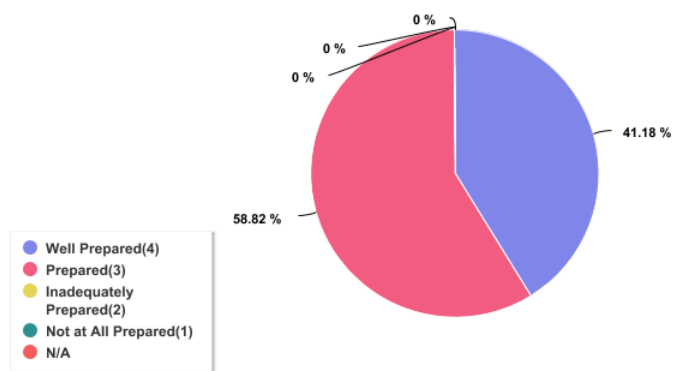
**Mean:** 3.41

**Median:** 3.00

**Mode:** 3.00

**Standard Deviation:** 0.49

15. Use a range of evidence-based instructional strateg...



16. Use appropriate progress monitoring procedures to support student learning and adapt instruction

Response	Number of Responses	Percent
Well Prepared(4)	8	44.44%
Prepared(3)	9	50%
Inadequately Prepared(2)	1	5.56%
Not at All Prepared(1)	0	0%
N/A	0	0%

**Total Responses:** 18

**Range:** 2.00

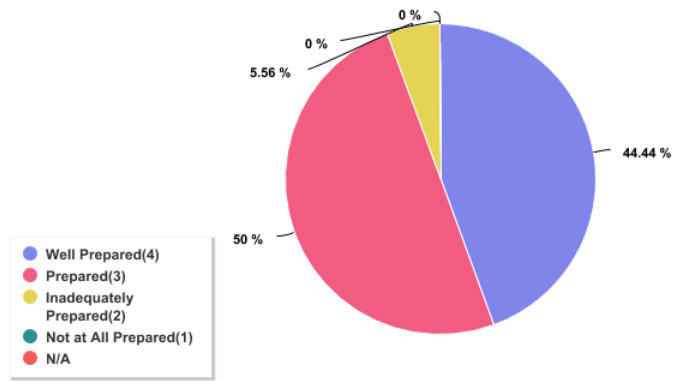
**Mean:** 3.39

**Median:** 3.00

**Mode:** 3.00

**Standard Deviation:** 0.59

16. Use appropriate progress monitoring procedures to s...



17. Analyze teaching effectiveness in order to improve instruction

Response	Number of Responses	Percent
Well Prepared(4)	11	61.11%
Prepared(3)	7	38.89%
Inadequately Prepared(2)	0	0%
Not at All Prepared(1)	0	0%
N/A	0	0%

**Total Responses:** 18

**Range:** 1.00

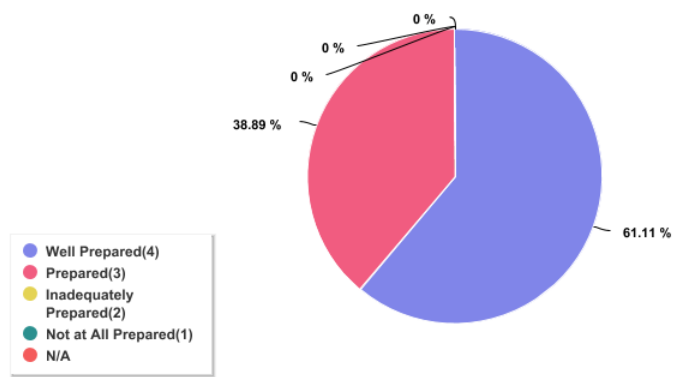
**Mean:** 3.61

**Median:** 4.00

**Mode:** 4.00

**Standard Deviation:** 0.49

17. Analyze teaching effectiveness in order to improve ...



18. Engage all learners in developing higher order questioning skills and meta-cognitive processes

Response	Number of Responses	Percent
Well Prepared(4)	6	33.33%
Prepared(3)	11	61.11%
Inadequately Prepared(2)	1	5.56%
Not at All Prepared(1)	0	0%
N/A	0	0%

**Total Responses:** 18

**Range:** 2.00

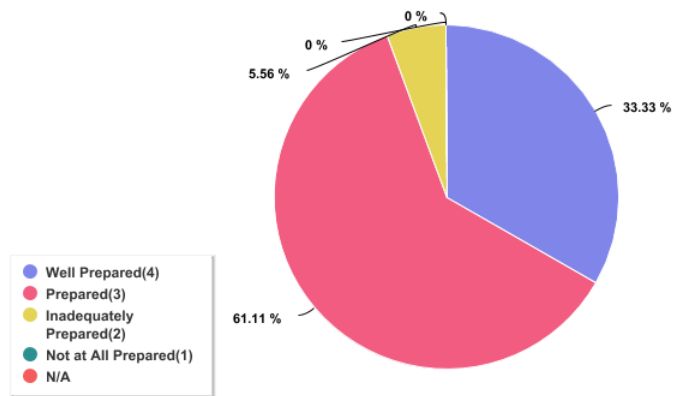
**Mean:** 3.28

**Median:** 3.00

**Mode:** 3.00

**Standard Deviation:** 0.56

18. Engage all learners in developing higher order ques...



19. Ask questions to stimulate discussion that serves different purposes (e.g., probing for learning understanding, helping learners articulate their ideas and thinking processes, stimulating curiosity, helping learners to question)



Response	Number of Responses	Percent
Well Prepared(4)	9	50%
Prepared(3)	9	50%
Inadequately Prepared(2)	0	0%
Not at All Prepared(1)	0	0%
N/A	0	0%

**Total Responses:** 18

**Range:** 1.00

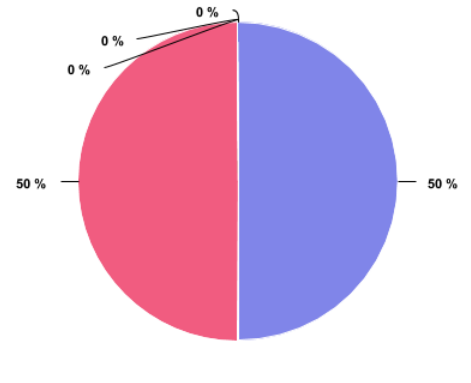
**Mean:** 3.50

**Median:** 3.50

**Mode:** 3.00, 4.00

**Standard Deviation:** 0.50

19. Ask questions to stimulate discussion that serves d...



20. Use a wide variety of resources, including technological resources, to engage students in learning

Response	Number of Responses	Percent
Well Prepared(4)	9	52.94%
Prepared(3)	8	47.06%
Inadequately Prepared(2)	0	0%
Not at All Prepared(1)	0	0%
N/A	0	0%

**Total Responses:** 17

**Range:** 1.00

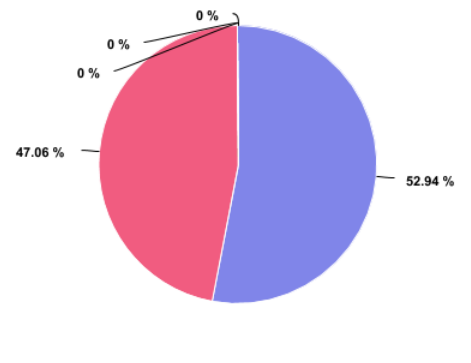
**Mean:** 3.53

**Median:** 4.00

**Mode:** 4.00

**Standard Deviation:** 0.50

20. Use a wide variety of resources, including technolo...



21. Reflect on own personal biases and use this information to create more culturally relevant learning experiences

Response	Number of Responses	Percent
Well Prepared(4)	11	61.11%
Prepared(3)	6	33.33%
Inadequately Prepared(2)	1	5.56%
Not at All Prepared(1)	0	0%
N/A	0	0%

**Total Responses:** 18

**Range:** 2.00

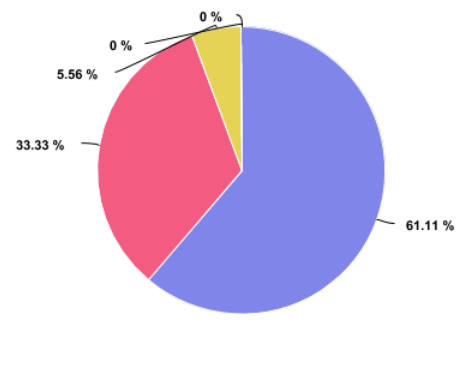
**Mean:** 3.56

**Median:** 4.00

**Mode:** 4.00

**Standard Deviation:** 0.60

21. Reflect on own personal biases and use this informa...



22. Understand laws related to learners' rights and teacher responsibilities (e.g., for educational equity, appropriate education for learners with disabilities, confidentiality, privacy, appropriate treatment of learners, reporting in situations of possible child abuse)

Response	Number of Responses	Percent
Well Prepared(4)	8	44.44%
Prepared(3)	9	50%
Inadequately Prepared(2)	1	5.56%
Not at All Prepared(1)	0	0%
N/A	0	0%

**Total Responses:** 18

**Range:** 2.00

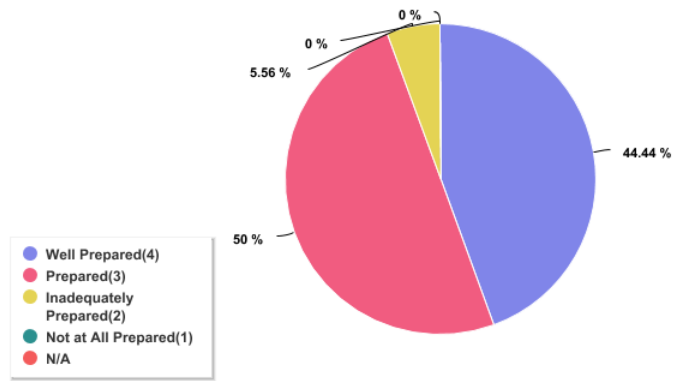
**Mean:** 3.39

**Median:** 3.00

**Mode:** 3.00

**Standard Deviation:** 0.59

22. Understand laws related to learners' rights and tea...



23. Use culturally responsive practices to enhance student learning

Response	Number of Responses	Percent
Well Prepared(4)	8	44.44%
Prepared(3)	10	55.56%
Inadequately Prepared(2)	0	0%
Not at All Prepared(1)	0	0%
N/A	0	0%

**Total Responses:** 18

**Range:** 1.00

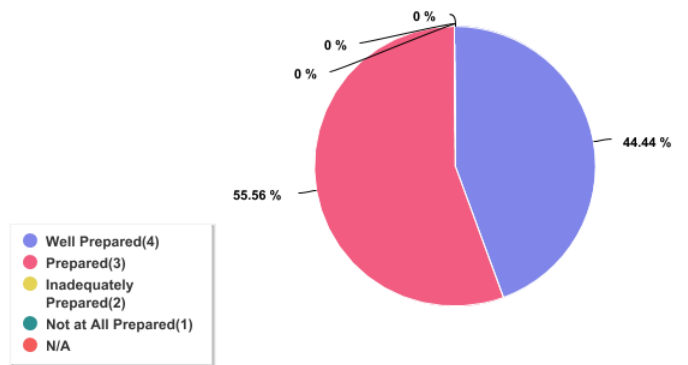
**Mean:** 3.44

**Median:** 3.00

**Mode:** 3.00

**Standard Deviation:** 0.50

23. Use culturally responsive practices to enhance stud...



24. Use instructors' and supervisors' feedback and constructive criticism to improve practice

Response	Number of Responses	Percent
Well Prepared(4)	10	55.56%
Prepared(3)	8	44.44%
Inadequately Prepared(2)	0	0%
Not at All Prepared(1)	0	0%
N/A	0	0%

**Total Responses:** 18

**Range:** 1.00

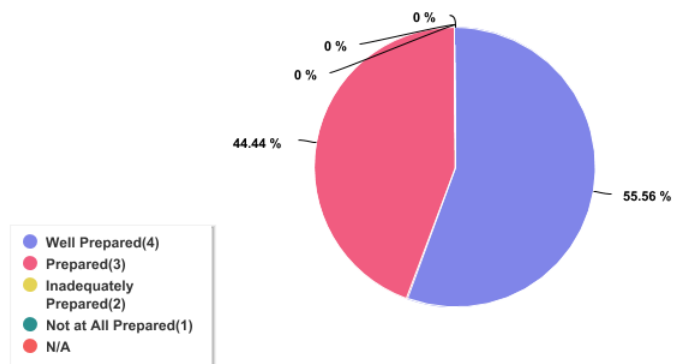
**Mean:** 3.56

**Median:** 4.00

**Mode:** 4.00

**Standard Deviation:** 0.50

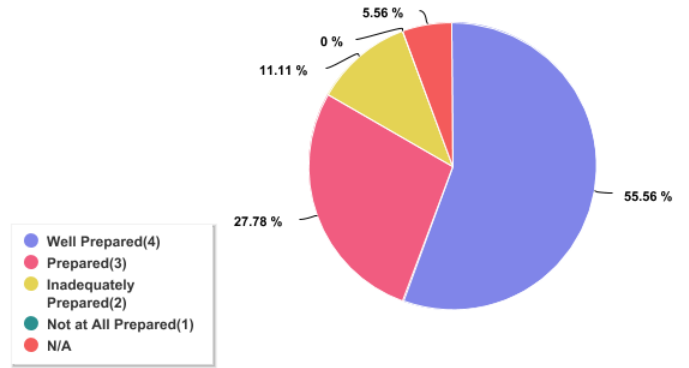
24. Use instructors' and supervisors' feedback and cons...



25. Advocate for equity, inclusiveness and social justice for learners

Response	Number of Responses	Percent
Well Prepared(4)	10	55.56%
Prepared(3)	5	27.78%
Inadequately Prepared(2)	2	11.11%
Not at All Prepared(1)	0	0%
N/A	1	5.56%

25. Advocate for equity, inclusiveness and social justi...



Total Responses: 18

Range: 2.00

Mean: 3.47

Median: 4.00

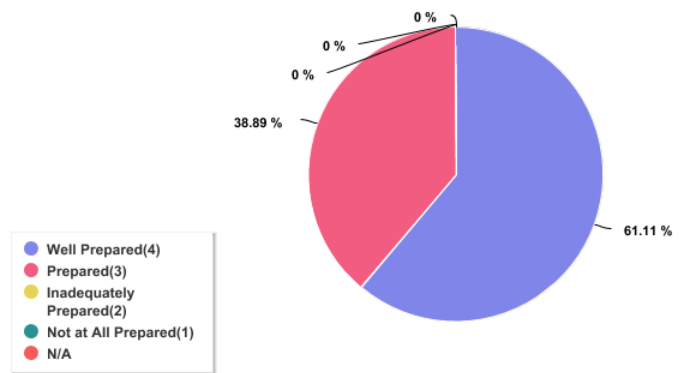
Mode: 4.00

Standard Deviation: 0.70

26. Apply lifelong learning to expand my own professional knowledge, abilities, practice and perspectives

Response	Number of Responses	Percent
Well Prepared(4)	11	61.11%
Prepared(3)	7	38.89%
Inadequately Prepared(2)	0	0%
Not at All Prepared(1)	0	0%
N/A	0	0%

26. Apply lifelong learning to expand my own profession...



Total Responses: 18

Range: 1.00

Mean: 3.61

Median: 4.00

Mode: 4.00

Standard Deviation: 0.49

Other Comments

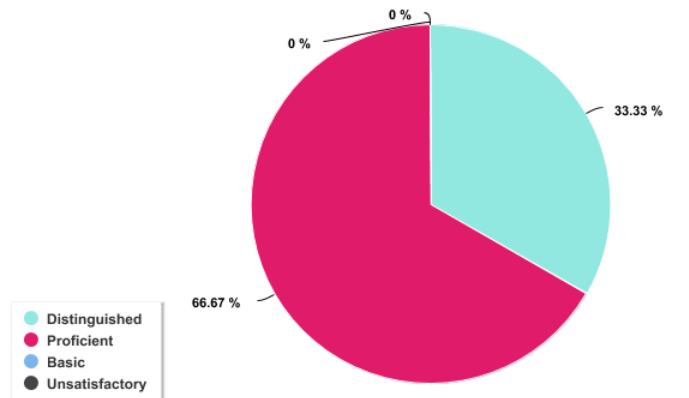
Response	Number of Responses
Text Question	15

Total Responses: 15

If you are willing to share this information with us, on your educator evaluation which category best describes your level of teaching performance at the time of your most recent evaluation:

Response	Number of Responses	Percent
Distinguished	4	33.33%
Proficient	8	66.67%
Basic	0	0%
Unsatisfactory	0	0%

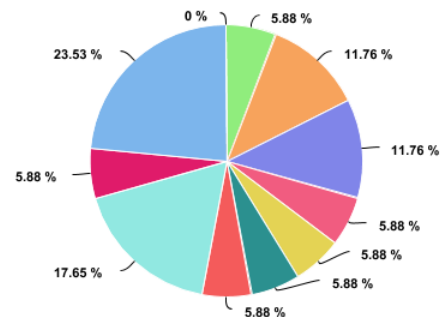
If you are willing to share this information with us, o...



Which of the following most closely represents your priority for professional development, growth or needed improvement?

Response	Number of Responses	Percent
Learner Development	1	5.88%
Learning Differences	2	11.76%
Learning Environments	2	11.76%
Content Knowledge	1	5.88%
Application of Content	1	5.88%
Use of Assessment Instruction	1	5.88%
Planning for Instruction	1	5.88%
Instructional Strategies	3	17.65%
Professional Learning and Ethical Practice	1	5.88%
Leadership and Collaboration	4	23.53%
Dispositions	0	0%

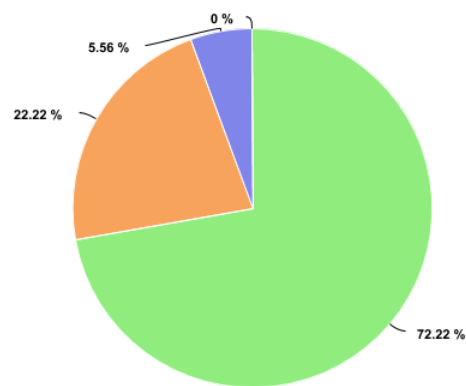
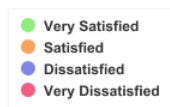
Which of the following most closely represents your pri...



Indicate your level of satisfaction with your decision to become a teacher.

Response	Number of Responses	Percent
Very Satisfied	13	72.22%
Satisfied	4	22.22%
Dissatisfied	1	5.56%
Very Dissatisfied	0	0%

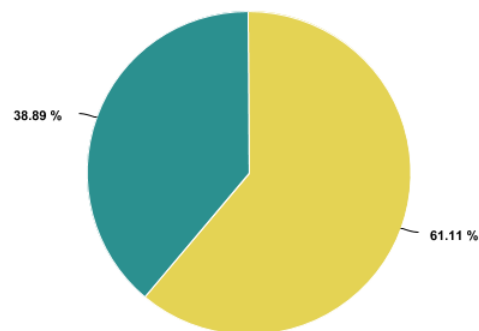
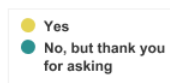
Indicate your level of satisfaction with your decision ...



Would you be willing at some later point to participate in a focus group or serve on our Goodwin Field Experience Advisory Board?

Response	Number of Responses	Percent
Yes	11	61.11%
No, but thank you for asking	7	38.89%

Would you be willing at some later point to participate...



If yes, please provide your name and a way to contact you:

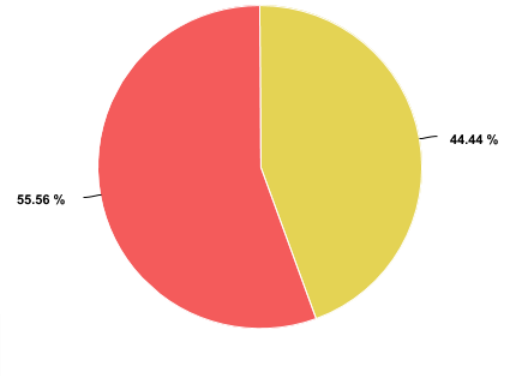
Response	Number of Responses
Text Question	11

Total Responses: 11

As related to the last question, have you identified a specific content area or skill that would be important for further professional development?

Response	Number of Responses	Percent
Yes	8	44.44%
Not at this time	10	55.56%

As related to the last question, have you identified a ...



If yes, what specific content area or skill is of interest to you?

Response	Number of Responses
Text Question	7

Total Responses: 7