

1-Year Out Alumni Survey

Northeastern conducts an Alumni Survey one-year post-graduation. The Alumni Survey includes questions on career preparation and employment experiences, advanced degrees, effectiveness of Northeastern instruction, and satisfaction with the University. Select Academic Year, Student Level and College below to filter report.

FILTERS

NAVIGATION

Academic Year

2020

Degree

UG

College

Arts and Sciences

General Questions

[Part 1](#)

[Part 2](#)

[Part 3](#)

Employment

[Part 1](#)

[Part 2](#)

[Part 3](#)

[Part 4](#)

Internships

[Part 1](#)

Continuing Education

[Part 1](#)

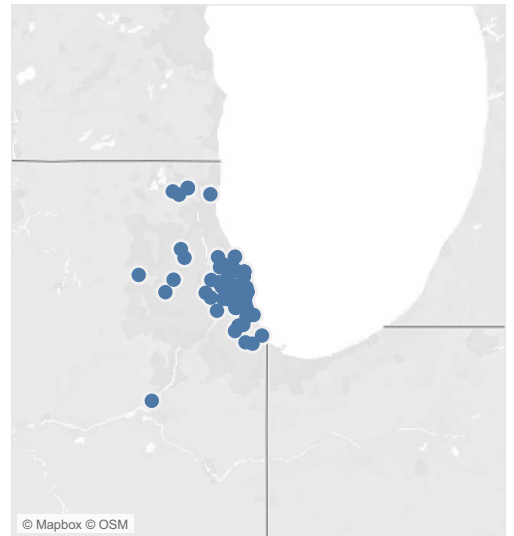
Alumni Association

[Part 1](#)

[Part 2](#)

Where are alumni completing the survey?

(Based on Latitude and Longitude from IP address)



Prepared by Institutional Research and Assessment

1-Year Out Alumni Survey

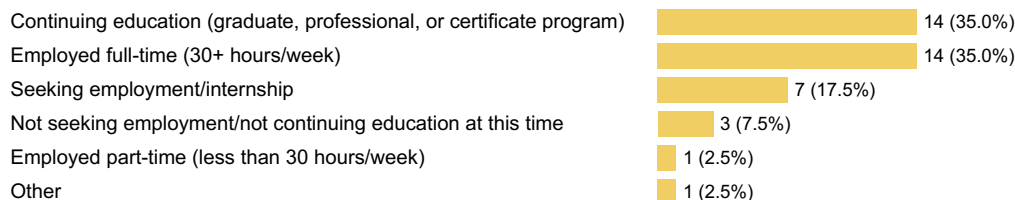
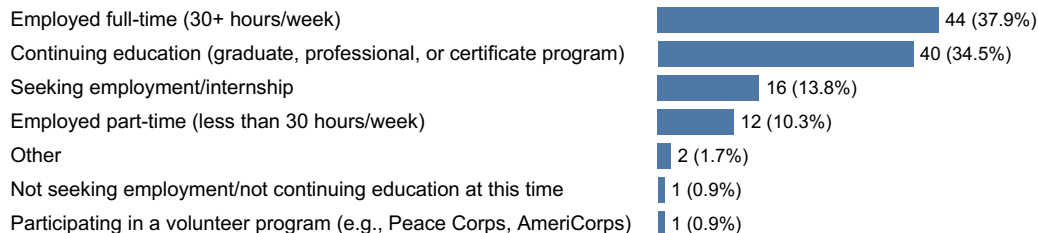
Academic Year: 2020; Degree: UG; College: Arts and Sciences

Arts and Sciences ONLY

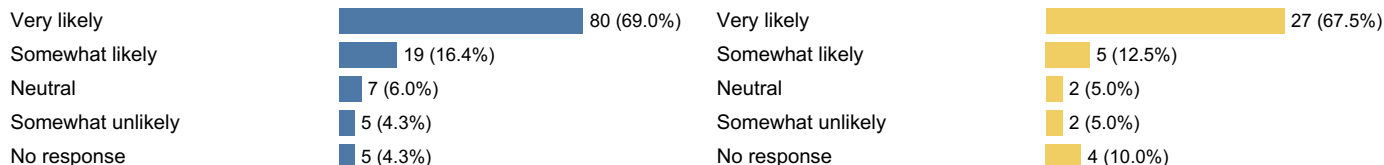
Arts and Sciences EXCLUDED

General Questions

What are you primarily doing after graduation?



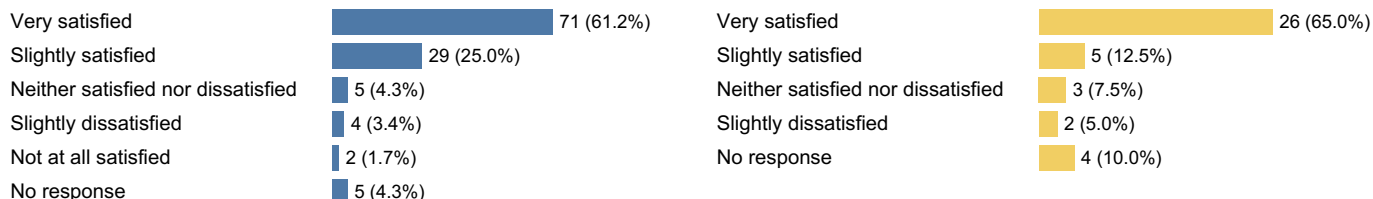
How likely are you to recommend NEIU to another student?



Average rating, on a 5-point scale 4.6

Average rating, on a 5-point scale 4.6

How satisfied are you with your experience at NEIU overall?



Average rating, on a 5-point scale 4.5

Average rating, on a 5-point scale 4.5

1-Year Out Alumni Survey

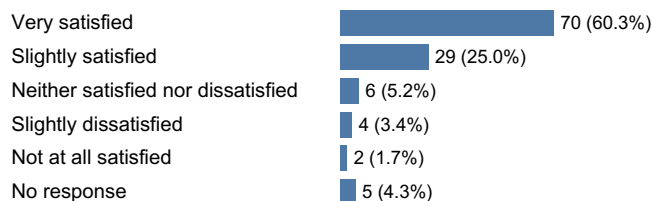
Academic Year: 2020; Degree: UG; College: Arts and Sciences

General Questions Con't

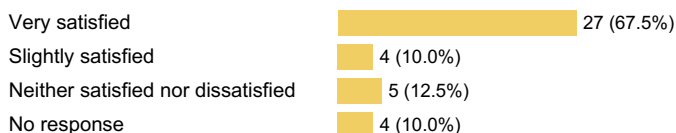
Arts and Sciences ONLY

Arts and Sciences EXCLUDED

How satisfied are you with your experience as a student in your degree program?

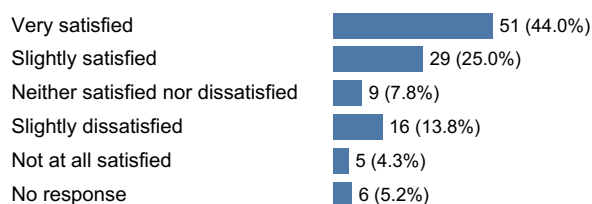


Average rating, on a 5-point scale 4.5

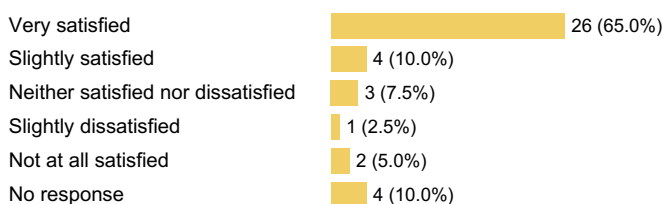


Average rating, on a 5-point scale 4.6

Overall, how satisfied are you with the advising you received?

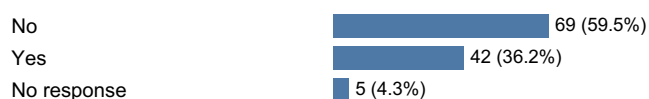


Average rating, on a 5-point scale 4.0

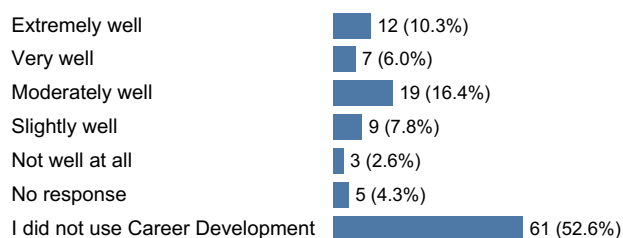


Average rating, on a 5-point scale 4.4

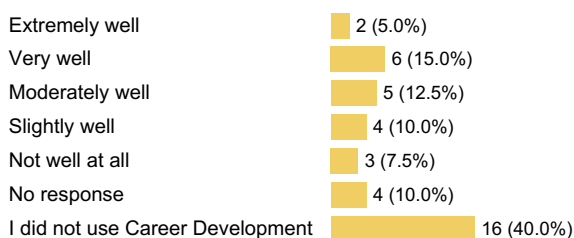
Did you use any of the services offered by the office of Career Development?



How well did Career Development help prepare you for your job search?



Average rating, on a 5-point scale 3.3



Average rating, on a 5-point scale 3.0

1-Year Out Alumni Survey

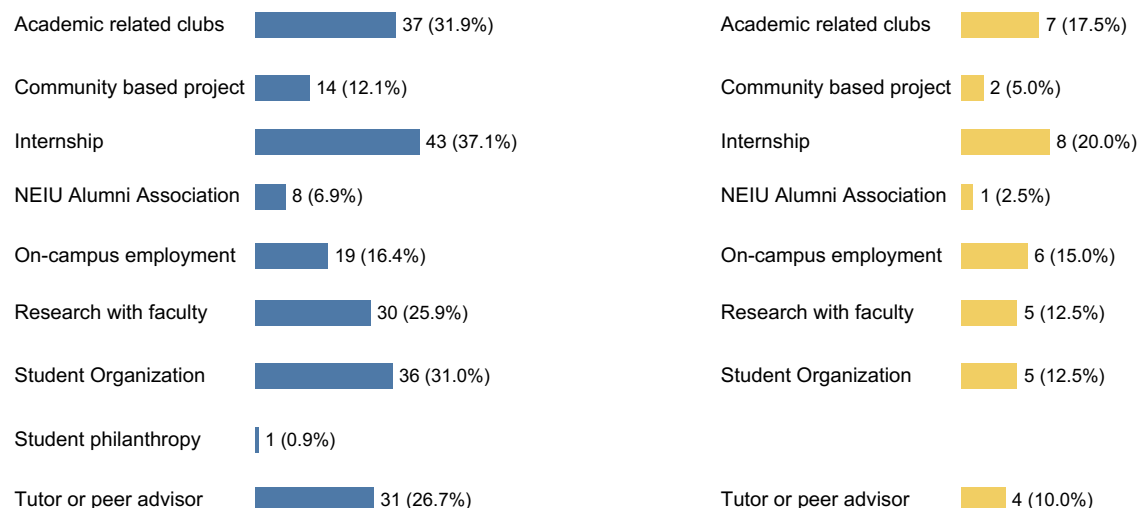
Academic Year: 2020; Degree: UG; College: Arts and Sciences

General Questions Con't

Arts and Sciences ONLY

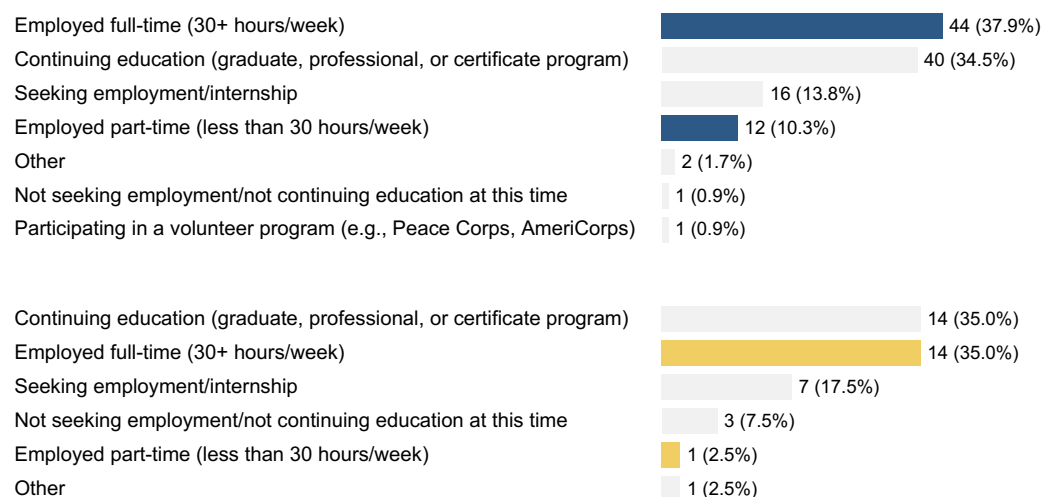
Arts and Sciences EXCLUDED

Indicate the activities in which you participated as a student



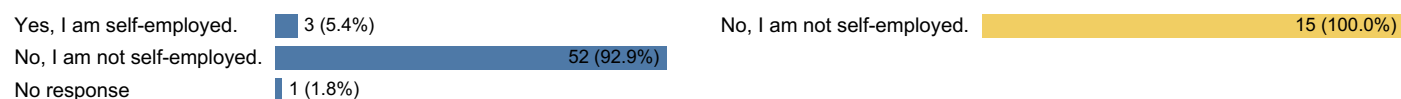
Employment Questions

Alumni who are primarily employed after graduation (headcount and percent of total respondents):



Note: Headcounts & percentages below are Alumni who are primarily employed after graduation with further notation when needed

Are you self-employed?



1-Year Out Alumni Survey

Academic Year: 2020; Degree: UG; College: Arts and Sciences

Employment Questions Con't

Arts and Sciences ONLY

Arts and Sciences EXCLUDED

Note: Headcounts & percentages below are Alumni who are primarily employed after graduation with further notation when needed

Are you employed in the US?

Employed in the US. **56 (100.0%)** Employed in the US. **15 (100.0%)**

How satisfied are you with your current job?

Very satisfied	15 (26.8%)	Very satisfied	6 (40.0%)
Satisfied	19 (33.9%)	Satisfied	3 (20.0%)
Somewhat satisfied	11 (19.6%)	Somewhat satisfied	4 (26.7%)
Somewhat unsatisfied	2 (3.6%)	No response	2 (13.3%)
Unsatisfied	2 (3.6%)		
Very unsatisfied	4 (7.1%)		
No response	3 (5.4%)		

Average rating, on a 6-point scale 4.6

Average rating, on a 6-point scale 5.2

In general, how well did your degree prepare you for your present job?

Very well	11 (19.6%)	Very well	3 (20.0%)
Well	21 (37.5%)	Well	6 (40.0%)
Adequately	14 (25.0%)	Adequately	4 (26.7%)
Inadequately	2 (3.6%)	No response	2 (13.3%)
Poorly	2 (3.6%)		
Very poorly	2 (3.6%)		
No response	4 (7.1%)		

Average rating, on a 6-point scale 4.6

Average rating, on a 6-point scale 4.9

Is your full-time position related to your major(s)? (EMPLOYED FULL-TIME ONLY)

Same field as major(s)	14 (31.8%)	Same field as major(s)	6 (42.9%)
Related to major(s)	10 (22.7%)	Related to major(s)	4 (28.6%)
Related to minor(s)	1 (2.3%)	Not related to major(s) or minor(s)	2 (14.3%)
Not related to major(s) or minor(s)	15 (34.1%)	No response	2 (14.3%)
No response	4 (9.1%)		

When did you secure your first job following receipt of your degree?

Held the same job while enrolled	15 (26.8%)	Held the same job while enrolled	5 (33.3%)
Secured job after graduation	27 (48.2%)	Secured job after graduation	8 (53.3%)
Secured job by time of graduation	11 (19.6%)	No response	2 (13.3%)
No response	3 (5.4%)		

1-Year Out Alumni Survey

Academic Year: 2020; Degree: UG; College: Arts and Sciences

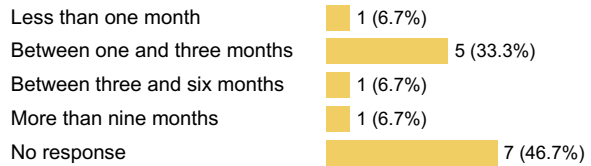
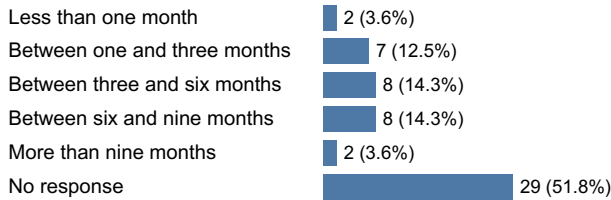
Employment Questions Con't

Arts and Sciences ONLY

Arts and Sciences EXCLUDED

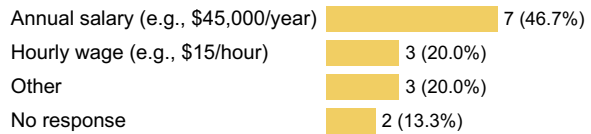
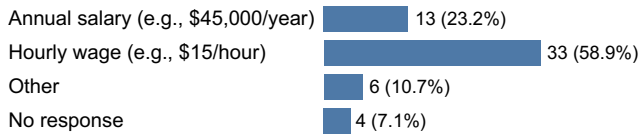
Note: Headcounts & percentages below are Alumni who are primarily employed after graduation with further notation when needed

How many months after graduation did you secure employment?

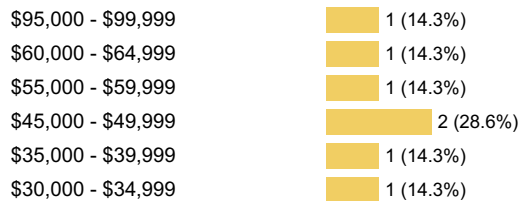
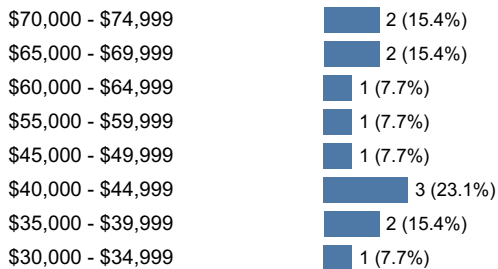


Nation of employer (EMPLOYED OUTSIDE OF THE U.S. ONLY)

How are you paid for this position?



Please select your annual salary range from the following: (PAID ANNUAL SALARY ONLY)



1-Year Out Alumni Survey

Academic Year: 2020; Degree: UG; College: Arts and Sciences

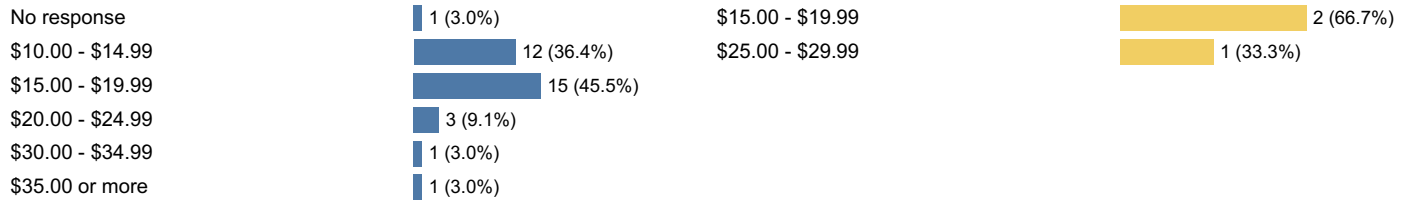
Employment Questions Con't

Arts and Sciences ONLY


Arts and Sciences EXCLUDED

Note: Headcounts & percentages below are Alumni who are primarily employed after graduation with further notation when needed

Please select your hourly wage from the following ranges:
(PAID HOURLY SALARY ONLY)



Please select the sector in which you are employed from the following:



1-Year Out Alumni Survey

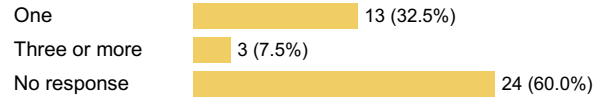
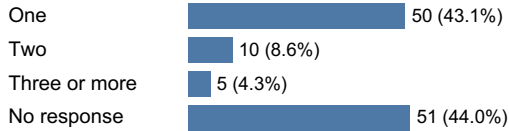
Academic Year: 2020; Degree: UG; College: Arts and Sciences

Internships Questions

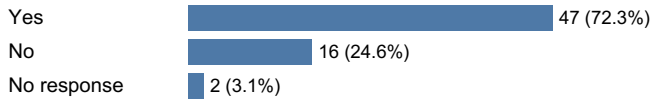
Arts and Sciences ONLY

Arts and Sciences EXCLUDED

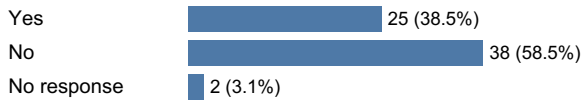
Number of internships while earning your undergraduate degree?



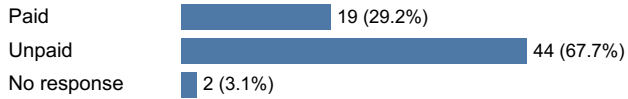
Did you receive academic credit for your internship experience?



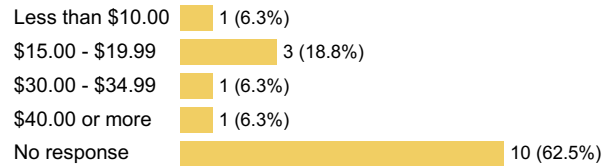
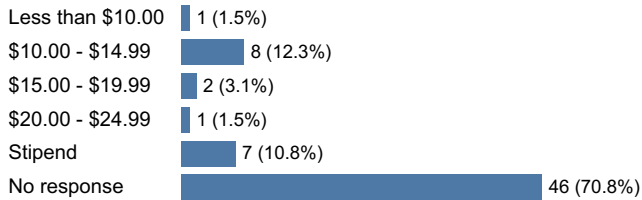
Did your internship(s) relate to your full or part-time employment outcome?



Was ANY internship paid or unpaid?



IF PAID, what was your internship's wage?

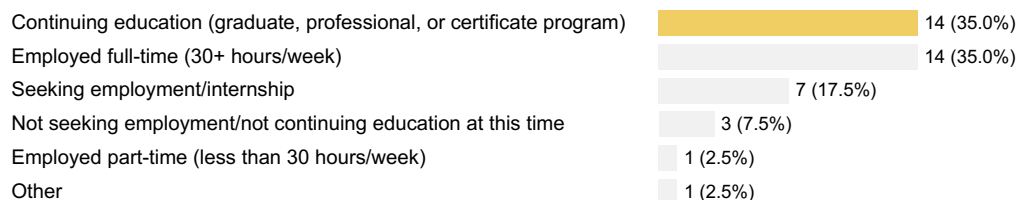
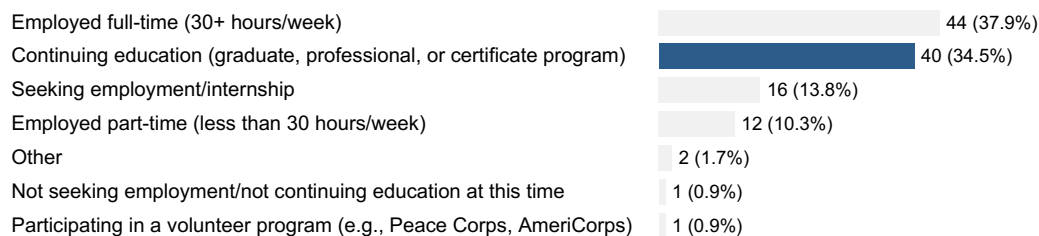


1-Year Out Alumni Survey

Academic Year: 2020; Degree: UG; College: Arts and Sciences

Continuing Education Questions

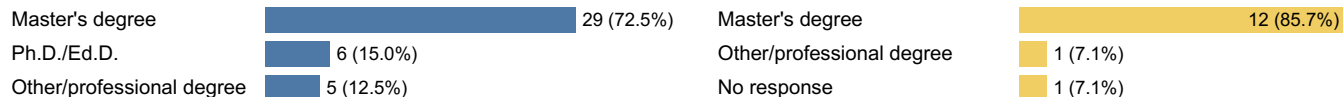
Alumni who are continuing education after graduation (headcount and percent of total respondents):



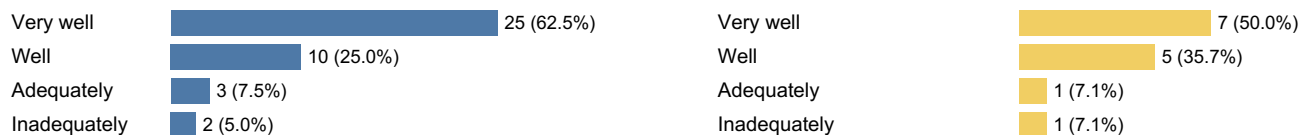
Arts and Sciences ONLY

Arts and Sciences EXCLUDED

What graduate/professional degree or certification are you pursuing?



How well did your NEIU degree prepare you for your additional degree program?



Average rating, on a 4-point scale 3.5

Average rating, on a 4-point scale 3.3

1-Year Out Alumni Survey

Academic Year: 2020; Degree: UG; College: Arts and Sciences

Alumni Association Questions

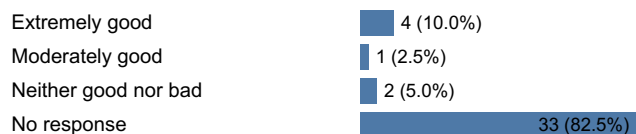
Arts and Sciences ONLY

Arts and Sciences EXCLUDED

Are you currently an enhanced member of the NEIU Alumni Association?



How do you rate the NEIU Alumni Association benefits and discounts?



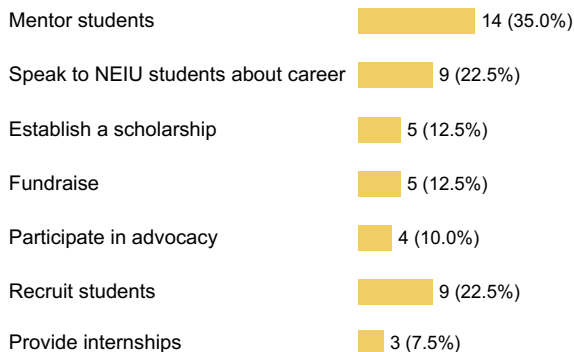
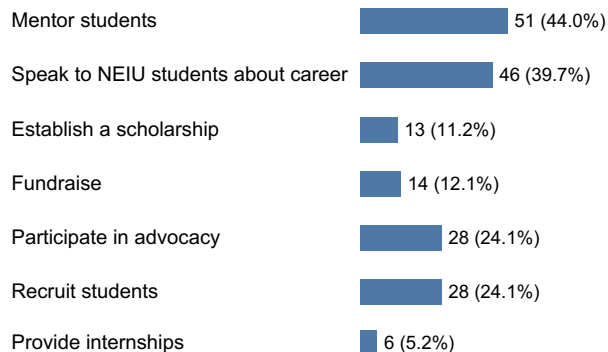
Average rating, on a 7-point scale 6.0

Average rating, on a 7-point scale 4.0

Would you consider becoming an enhanced Alumni Association member?



How would you like to get involved with NEIU?



1-Year Out Alumni Survey

Academic Year: 2020; Degree: UG; College: Arts and Sciences

Alumni Association Con't

Arts and Sciences ONLY

Arts and Sciences EXCLUDED

Which type of events would bring you back to visit NEIU?

