

1-Year Out Alumni Survey

Northeastern conducts an Alumni Survey one-year post-graduation. The Alumni Survey includes questions on career preparation and employment experiences, advanced degrees, effectiveness of Northeastern instruction, and satisfaction with the University. Select Academic Year, Student Level and College below to filter report.

FILTERS

NAVIGATION

Academic Year

All

Degree

Bachelors

College

Non-Traditional Degrees

General Questions

[Part 1](#)

[Part 2](#)

[Part 3](#)

Employment

[Part 1](#)

[Part 2](#)

[Part 3](#)

[Part 4](#)

Internships

[Part 1](#)

Continuing Education

[Part 1](#)

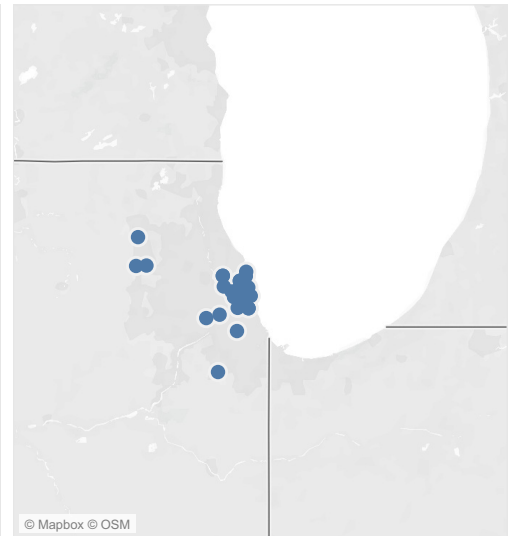
Alumni Association

[Part 1](#)

[Part 2](#)

Where are alumni completing the survey?

(Based on Latitude and Longitude from IP address)



Prepared by Institutional Research and Assessment

1-Year Out Alumni Survey

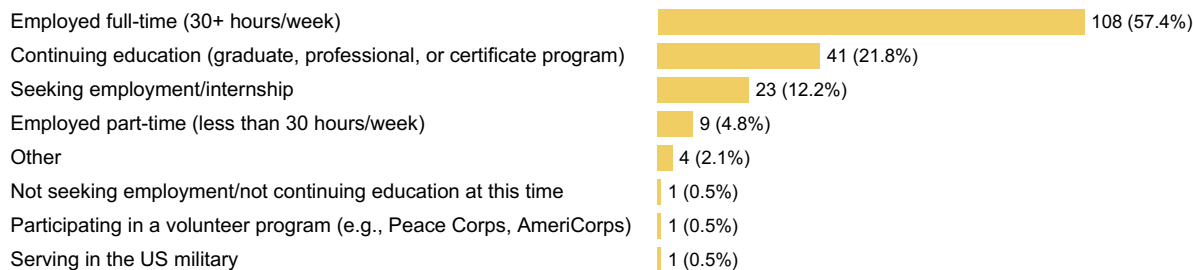
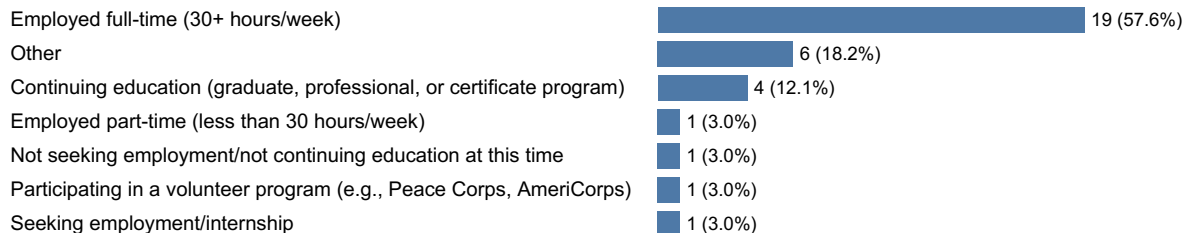
Academic Year: 2019; Degree: Bachelors; College: Non-Traditional Degrees

Non-Traditional Degrees ONLY


Non-Traditional Degrees EXCLUDED

General Questions

What are you primarily doing after graduation?



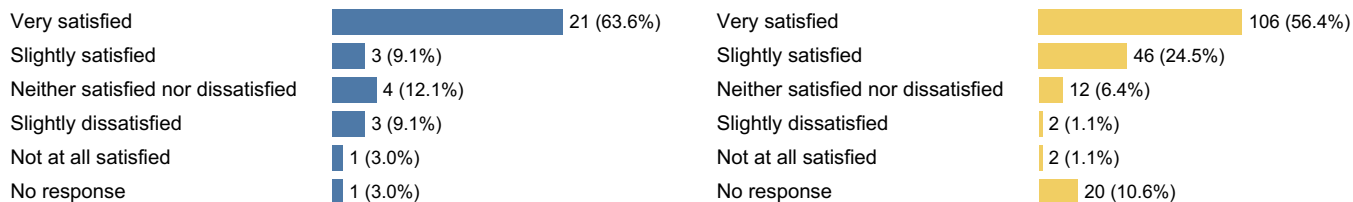
How likely are you to recommend NEIU to another student?



Average rating, on a 5-point scale 4.4

Average rating, on a 5-point scale 4.6

How satisfied are you with your experience at NEIU overall?



Average rating, on a 5-point scale 4.3

Average rating, on a 5-point scale 4.5

1-Year Out Alumni Survey

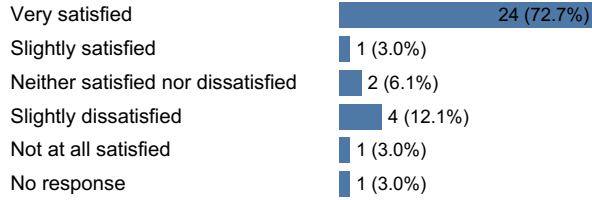
Academic Year: 2019; Degree: Bachelors; College: Non-Traditional Degrees

General Questions Con't

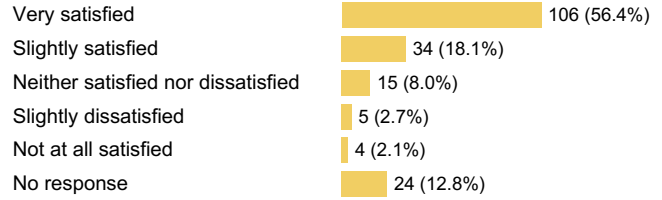
Non-Traditional Degrees ONLY

Non-Traditional Degrees EXCLUDED

How satisfied are you with your experience as a student in your degree program?

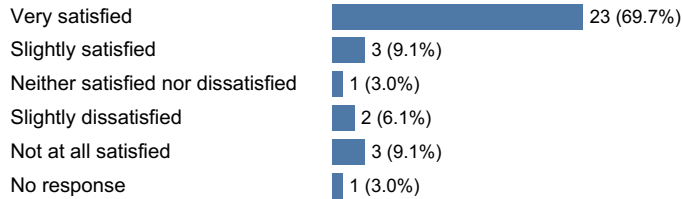


Average rating, on a 5-point scale 4.3

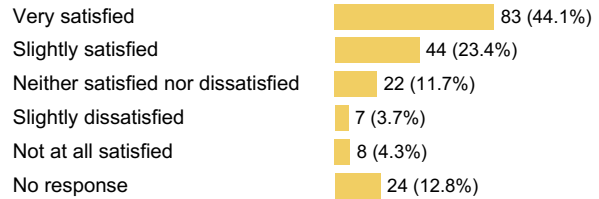


Average rating, on a 5-point scale 4.4

Overall, how satisfied are you with the advising you received?

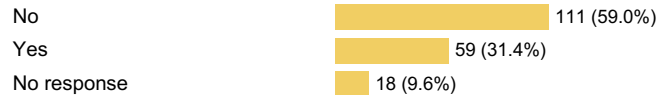


Average rating, on a 5-point scale 4.3

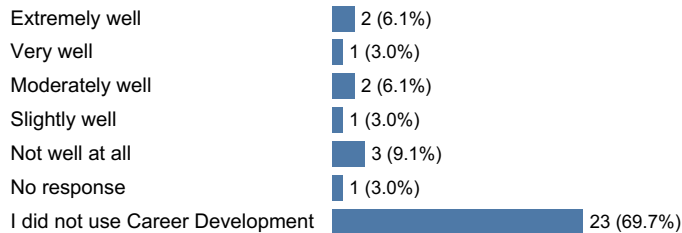


Average rating, on a 5-point scale 4.1

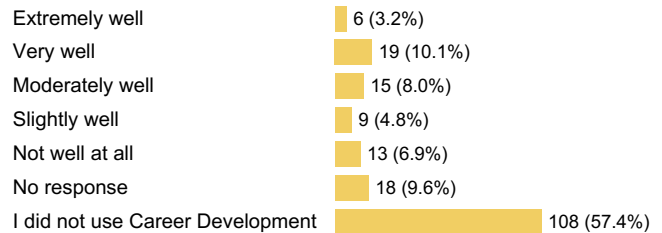
Did you use any of the services offered by the office of Career Development?



How well did Career Development help prepare you for your job search?



Average rating, on a 5-point scale 2.8



Average rating, on a 5-point scale 2.9

1-Year Out Alumni Survey

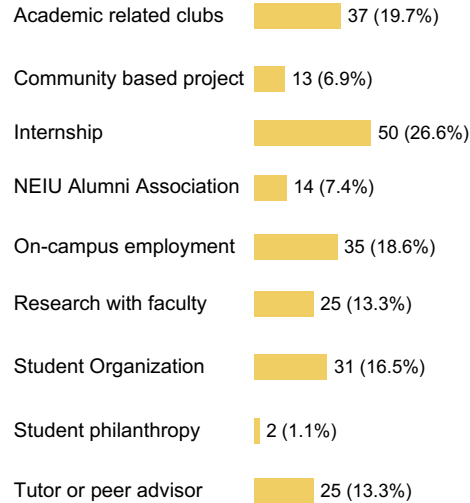
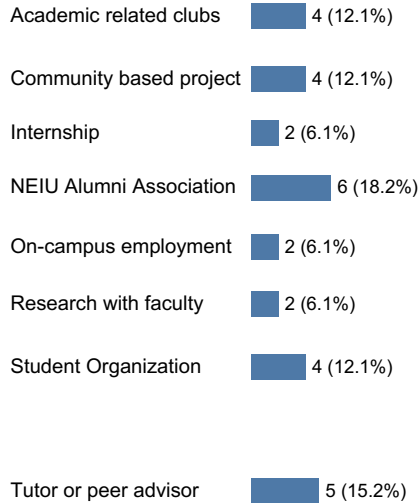
Academic Year: 2019; Degree: Bachelors; College: Non-Traditional Degrees

General Questions Con't

Non-Traditional Degrees ONLY

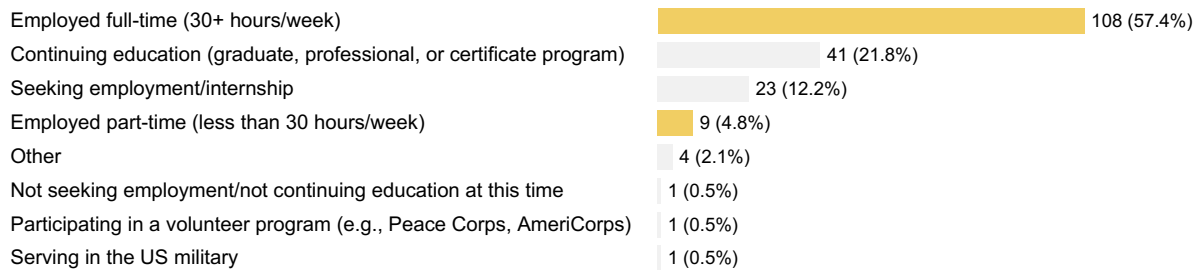
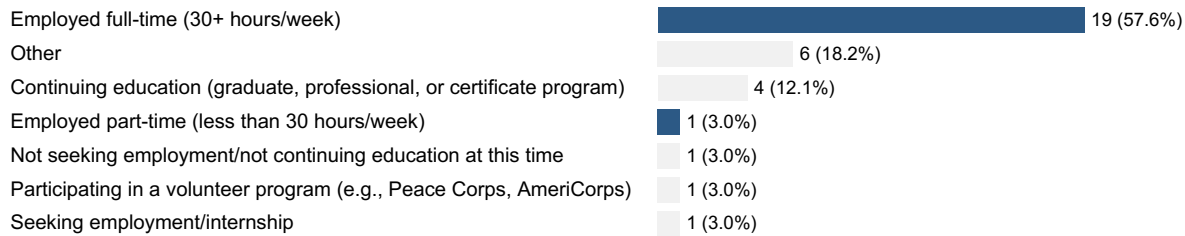
Non-Traditional Degrees EXCLUDED

Indicate the activities in which you participated as a student



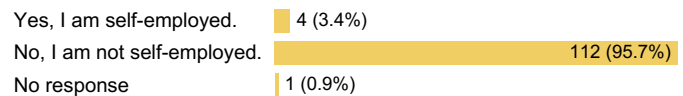
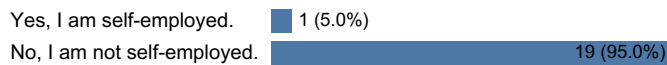
Employment Questions

Alumni who are primarily employed after graduation (headcount and percent of total respondents):



Note: Headcounts & percentages below are Alumni who are primarily employed after graduation with further notation when needed

Are you self-employed?



1-Year Out Alumni Survey

Academic Year: 2019; Degree: Bachelors; College: Non-Traditional Degrees

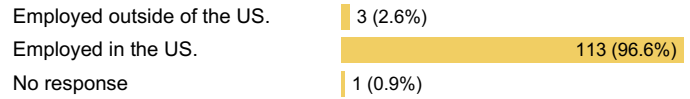
Employment Questions Con't

Non-Traditional Degrees ONLY

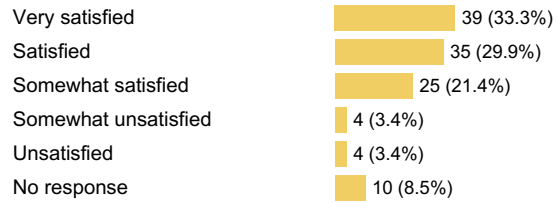
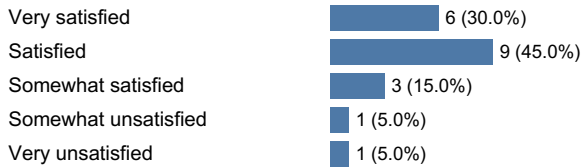
Non-Traditional Degrees EXCLUDED

Note: Headcounts & percentages below are Alumni who are primarily employed after graduation with further notation when needed

Are you employed in the US?



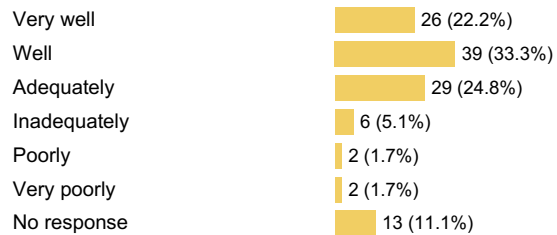
How satisfied are you with your current job?



Average rating, on a 6-point scale 4.9

Average rating, on a 6-point scale 4.9

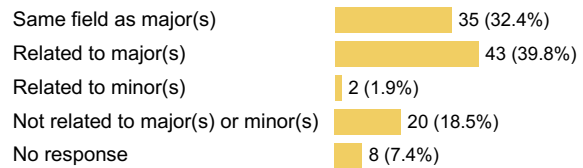
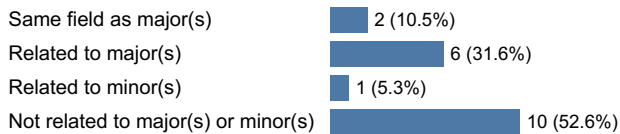
In general, how well did your degree prepare you for your present job?



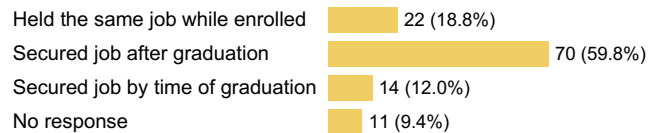
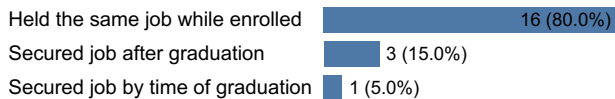
Average rating, on a 6-point scale 4.9

Average rating, on a 6-point scale 4.7

Is your full-time position related to your major(s)? (EMPLOYED FULL-TIME ONLY)



When did you secure your first job following receipt of your degree?



1-Year Out Alumni Survey

Academic Year: 2019; Degree: Bachelors; College: Non-Traditional Degrees

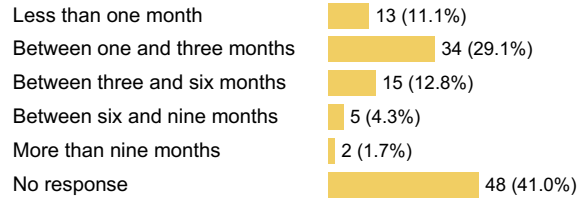
Employment Questions Con't

Non-Traditional Degrees ONLY

Non-Traditional Degrees EXCLUDED

Note: Headcounts & percentages below are Alumni who are primarily employed after graduation with further notation when needed

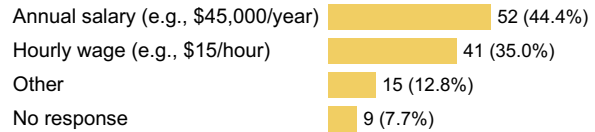
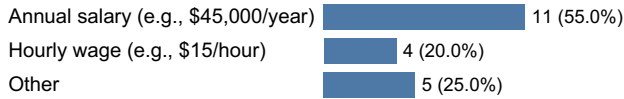
How many months after graduation did you secure employment?



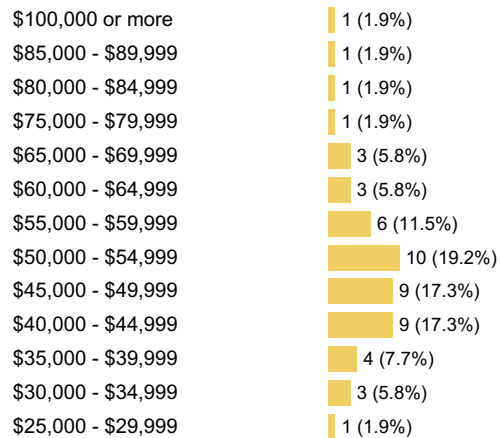
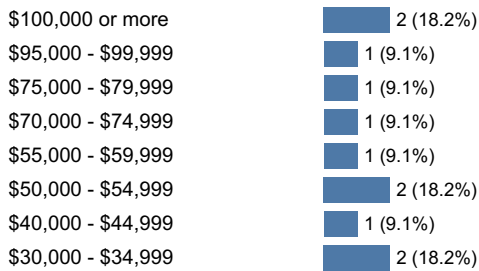
Nation of employer (EMPLOYED OUTSIDE OF THE U.S. ONLY)



How are you paid for this position?



Please select your annual salary range from the following: (PAID ANNUAL SALARY ONLY)



1-Year Out Alumni Survey

Academic Year: 2019; Degree: Bachelors; College: Non-Traditional Degrees

Employment Questions Con't

Non-Traditional Degrees ONLY

Non-Traditional Degrees EXCLUDED

Note: Headcounts & percentages below are Alumni who are primarily employed after graduation with further notation when needed

Please select your hourly wage from the following ranges:

(PAID HOURLY SALARY ONLY)

\$25.00 - \$29.99	2 (50.0%)	\$10.00 - \$14.99	9 (22.0%)
\$30.00 - \$34.99	2 (50.0%)	\$15.00 - \$19.99	21 (51.2%)
		\$20.00 - \$24.99	10 (24.4%)
		\$30.00 - \$34.99	1 (2.4%)

Please select the sector in which you are employed from the following:

Accounting	1 (5.0%)	Accounting	10 (8.5%)
Aerospace and Aviation	1 (5.0%)	Banking (Commercial)	1 (0.9%)
Agriculture	1 (5.0%)	Biotechnology and Pharmaceuticals	1 (0.9%)
Business Administration/Management	1 (5.0%)	Business Administration/Management	3 (2.6%)
Consulting	1 (5.0%)	Communication Services and Media	3 (2.6%)
Education Administration	1 (5.0%)	Computer Science/Programming	5 (4.3%)
Education/Teaching Pre K - 12	2 (10.0%)	Consulting	3 (2.6%)
Government	1 (5.0%)	Data Analytics	1 (0.9%)
Healthcare Services & Hospitals	2 (10.0%)	Education Administration	5 (4.3%)
Insurance	1 (5.0%)	Education/Teaching Postsecondary	1 (0.9%)
Other	6 (30.0%)	Education/Teaching Pre K - 12	9 (7.7%)
Sports/Recreation	2 (10.0%)	Financial Services	8 (6.8%)
		Food and Beverage	1 (0.9%)
		Government	3 (2.6%)
		Healthcare Services & Hospitals	11 (9.4%)
		High Tech/Information Technology	4 (3.4%)
		Insurance	2 (1.7%)
		Labor/Human Resources	4 (3.4%)
		Library/Museum	1 (0.9%)
		Marketing/Advertising/Public Relations	2 (1.7%)
		Other	11 (9.4%)
		Publishing/Journalism	1 (0.9%)
		Real Estate	1 (0.9%)
		Research/Development/Science	2 (1.7%)
		Retail	2 (1.7%)
		Sales	1 (0.9%)
		Social Services	9 (7.7%)
		Wholesale Trade	1 (0.9%)
		No response	11 (9.4%)

1-Year Out Alumni Survey

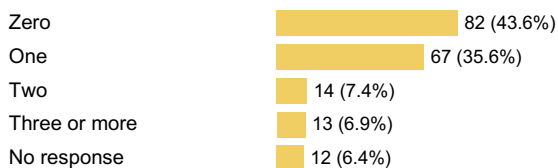
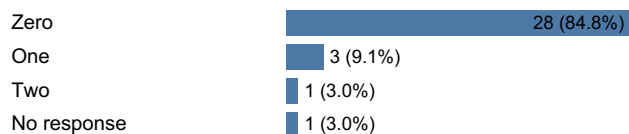
Academic Year: 2019; Degree: Bachelors; College: Non-Traditional Degrees

Internships Questions

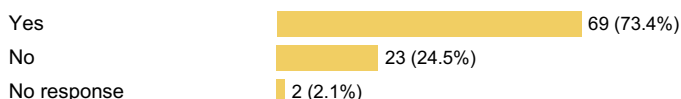
Non-Traditional Degrees ONLY

Non-Traditional Degrees EXCLUDED

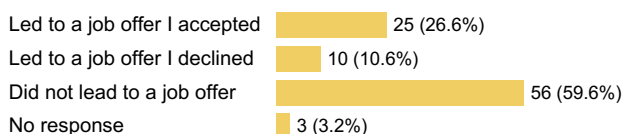
Number of internships while earning your undergraduate degree?



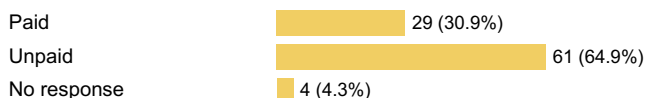
Did you receive academic credit for your internship experience?



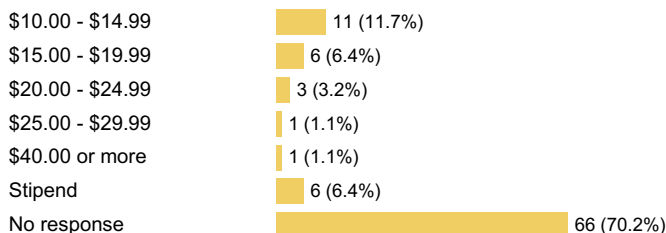
Did your internship(s) relate to your full or part-time employment outcome?



Was ANY internship paid or unpaid?



IF PAID, what was your internship's wage?

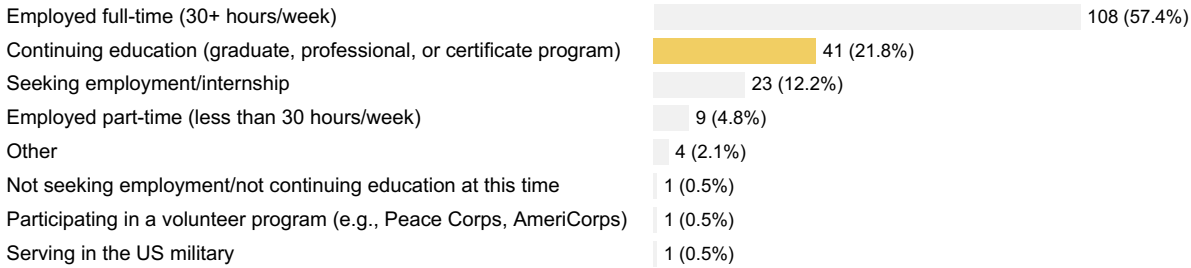
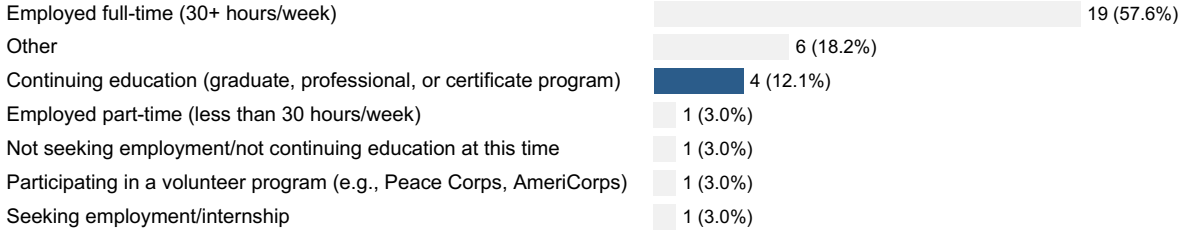


1-Year Out Alumni Survey

Academic Year: 2019; Degree: Bachelors; College: Non-Traditional Degrees

Continuing Education Questions

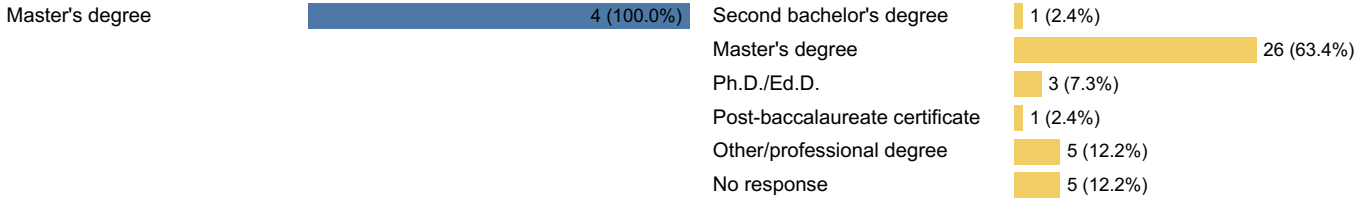
Alumni who are continuing education after graduation (headcount and percent of total respondents):



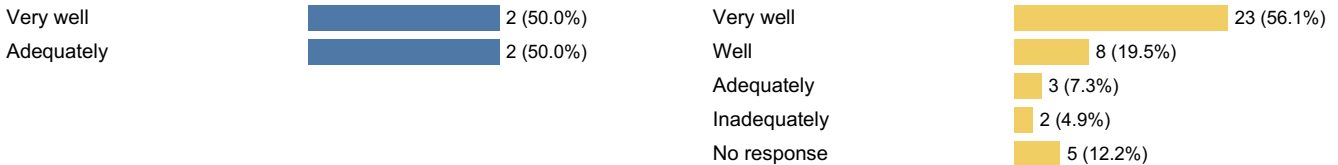
Non-Traditional Degrees ONLY

Non-Traditional Degrees EXCLUDED

What graduate/professional degree or certification are you pursuing?



How well did your NEIU degree prepare you for your additional degree program?



Average rating, on a 4-point scale 3.0

Average rating, on a 4-point scale 3.4

1-Year Out Alumni Survey

Academic Year: 2019; Degree: Bachelors; College: Non-Traditional Degrees

Alumni Association Questions

Non-Traditional Degrees ONLY

Non-Traditional Degrees EXCLUDED

Are you currently an enhanced member of the NEIU Alumni Association?

Yes	6 (18.2%)	Yes	30 (16.0%)
No	26 (78.8%)	No	137 (72.9%)
No response	1 (3.0%)	No response	21 (11.2%)

How do you rate the NEIU Alumni Association benefits and discounts?

No response	4 (100.0%)	Extremely good	1 (2.4%)
		Slightly good	1 (2.4%)
		Neither good nor bad	2 (4.9%)
		No response	37 (90.2%)

Average rating, on a 7-point scale

Average rating, on a 7-point scale 5.0

Would you consider becoming an enhanced Alumni Association member?

Maybe	3 (75.0%)	Yes	7 (17.1%)
No	1 (25.0%)	Maybe	19 (46.3%)
		No	5 (12.2%)
		No response	10 (24.4%)

How would you like to get involved with NEIU?

Mentor students	9 (27.3%)	Mentor students	51 (27.1%)
Speak to NEIU students about career	7 (21.2%)	Speak to NEIU students about career	62 (33.0%)
Establish a scholarship	2 (6.1%)	Establish a scholarship	17 (9.0%)
Fundraise	4 (12.1%)	Fundraise	23 (12.2%)
Participate in advocacy	7 (21.2%)	Participate in advocacy	32 (17.0%)
Recruit students	5 (15.2%)	Recruit students	36 (19.1%)
Provide internships	3 (9.1%)	Provide internships	23 (12.2%)

1-Year Out Alumni Survey

Academic Year: 2019; Degree: Bachelors; College: Non-Traditional Degrees

Alumni Association Con't

Non-Traditional Degrees ONLY

Non-Traditional Degrees EXCLUDED

Which type of events would bring you back to visit NEIU?

