

1-Year Out Alumni Survey

Northeastern conducts an Alumni Survey one-year post-graduation. The Alumni Survey includes questions on career preparation and employment experiences, advanced degrees, effectiveness of Northeastern instruction, and satisfaction with the University. Select Academic Year, Student Level and College below to filter report.

FILTERS

NAVIGATION

Academic Year

All

Degree

Bachelors

College

Business

General Questions

[Part 1](#)

[Part 2](#)

[Part 3](#)

Employment

[Part 1](#)

[Part 2](#)

[Part 3](#)

[Part 4](#)

Internships

[Part 1](#)

Continuing Education

[Part 1](#)

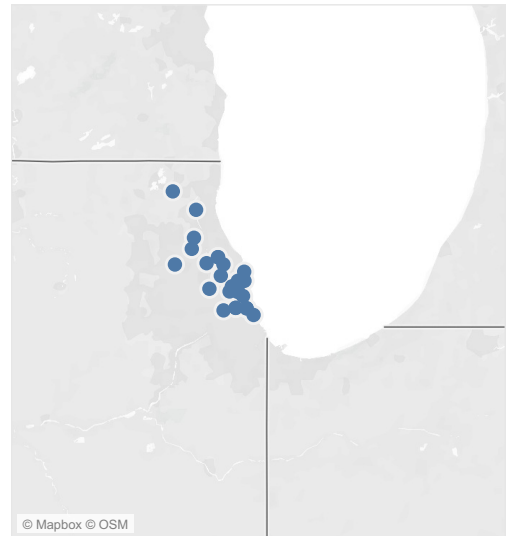
Alumni Association

[Part 1](#)

[Part 2](#)

Where are alumni completing the survey?

(Based on Latitude and Longitude from IP address)



Prepared by Institutional Research and Assessment

1-Year Out Alumni Survey


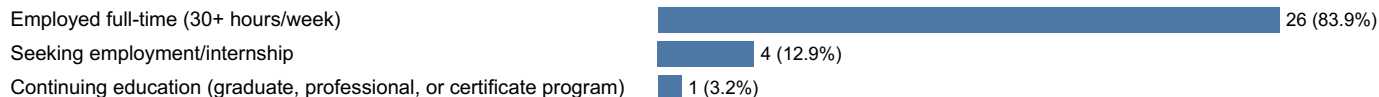
Academic Year: 2019; Degree: Bachelors; College: Business

Business ONLY

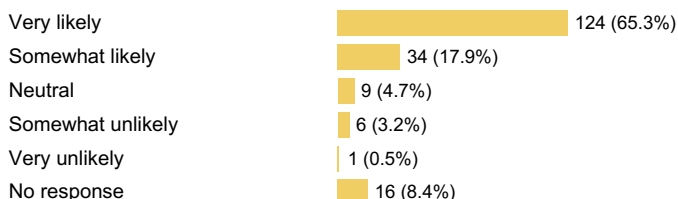
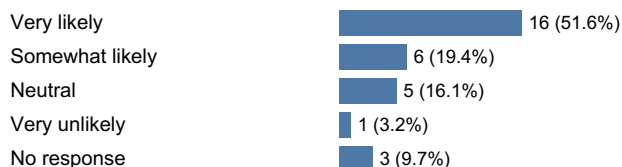
Business EXCLUDED

General Questions

What are you primarily doing after graduation?



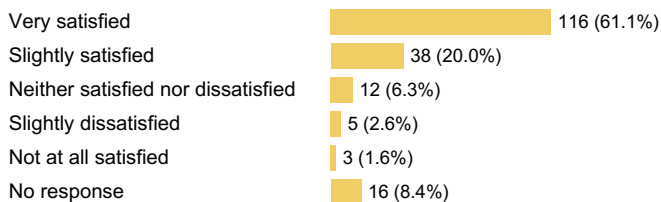

How likely are you to recommend NEIU to another student?



Average rating, on a 5-point scale 4.3

Average rating, on a 5-point scale 4.6

How satisfied are you with your experience at NEIU overall?



Average rating, on a 5-point scale 4.3

Average rating, on a 5-point scale 4.5

1-Year Out Alumni Survey

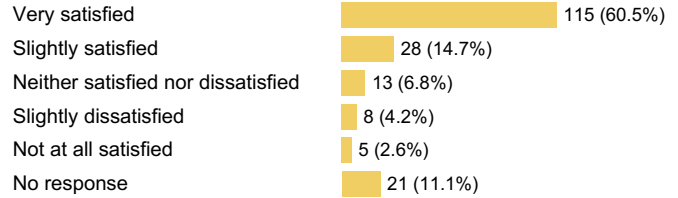
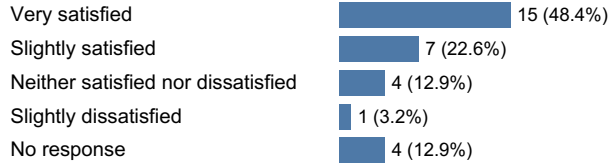
Academic Year: 2019; Degree: Bachelors; College: Business

General Questions Con't

Business ONLY

Business EXCLUDED

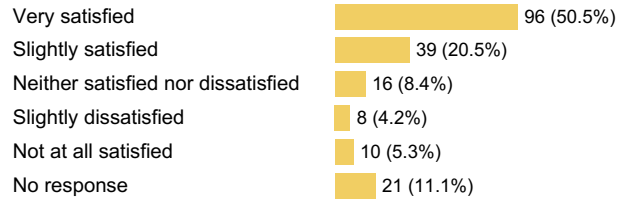
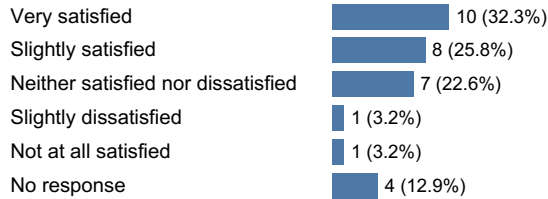
How satisfied are you with your experience as a student in your degree program?



Average rating, on a 5-point scale 4.3

Average rating, on a 5-point scale 4.4

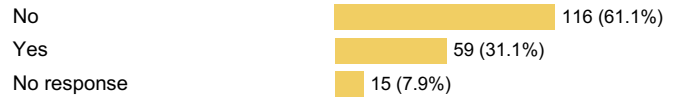
Overall, how satisfied are you with the advising you received?



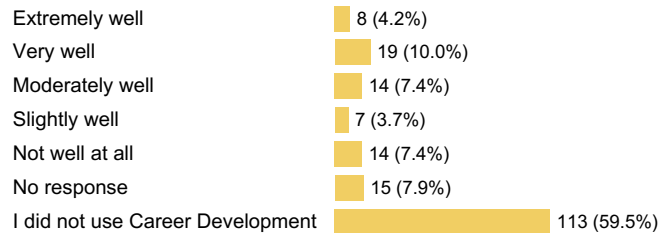
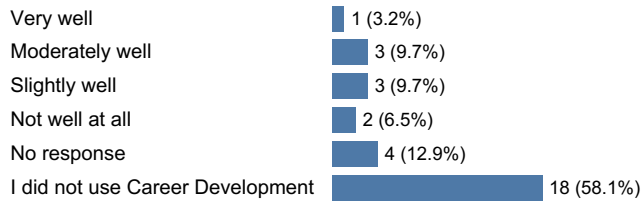
Average rating, on a 5-point scale 3.9

Average rating, on a 5-point scale 4.2

Did you use any of the services offered by the office of Career Development?



How well did Career Development help prepare you for your job search?



Average rating, on a 5-point scale 2.3

Average rating, on a 5-point scale 3.0

1-Year Out Alumni Survey

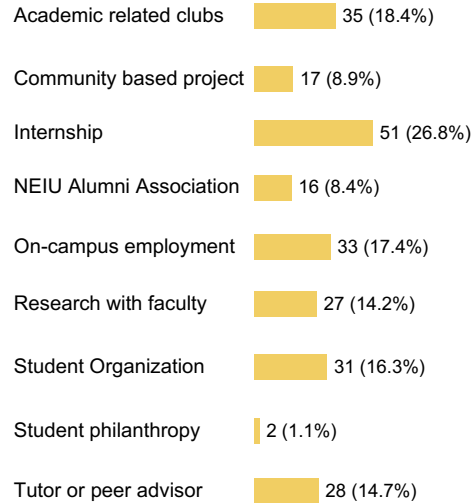
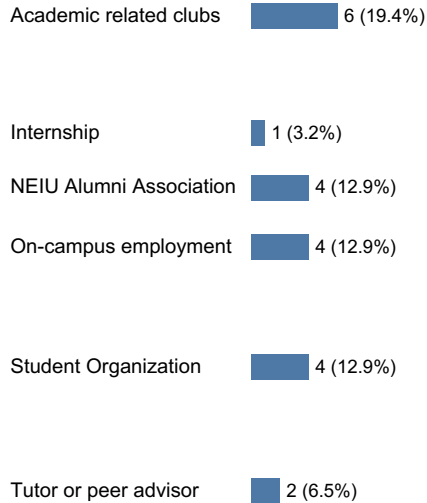
Academic Year: 2019; Degree: Bachelors; College: Business

General Questions Con't

Business ONLY

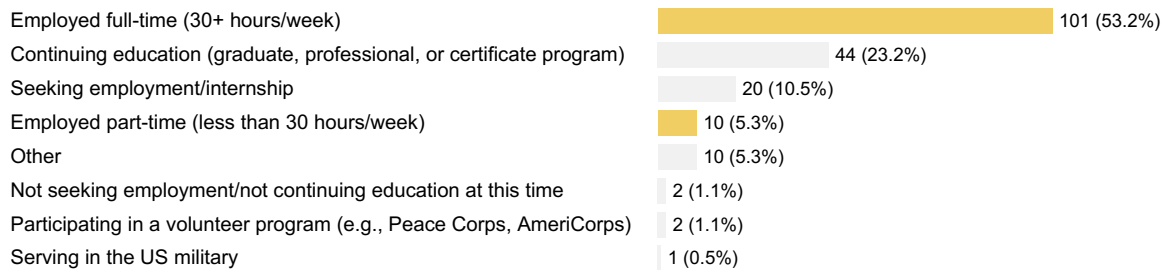
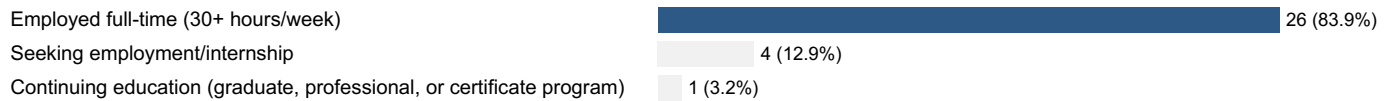
Business EXCLUDED

Indicate the activities in which you participated as a student




Employment Questions

Alumni who are primarily employed after graduation (headcount and percent of total respondents):



Note: Headcounts & percentages below are Alumni who are primarily employed after graduation with further notation when needed

Are you self-employed?



1-Year Out Alumni Survey

Academic Year: 2019; Degree: Bachelors; College: Business


Employment Questions Con't

Business ONLY

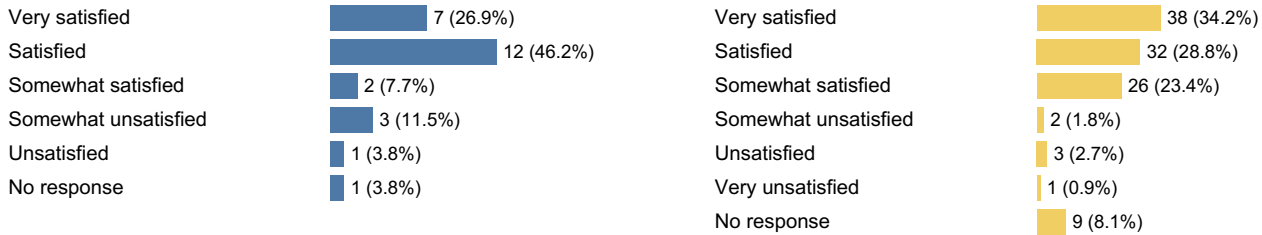
Business EXCLUDED

Note: Headcounts & percentages below are Alumni who are primarily employed after graduation with further notation when needed

Are you employed in the US?




How satisfied are you with your current job?



Average rating, on a 6-point scale 4.8

Average rating, on a 6-point scale 5.0


In general, how well did your degree prepare you for your present job?




Average rating, on a 6-point scale 4.6

Average rating, on a 6-point scale 4.8

Is your full-time position related to your major(s)? (EMPLOYED FULL-TIME ONLY)



When did you secure your first job following receipt of your degree?



1-Year Out Alumni Survey

Academic Year: 2019; Degree: Bachelors; College: Business

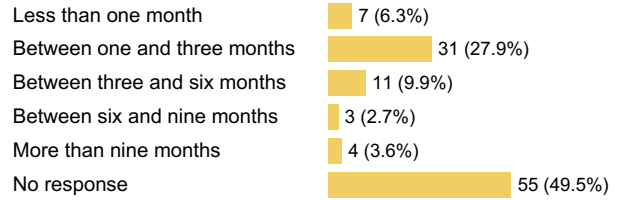
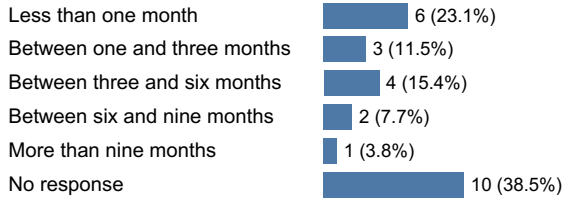
Employment Questions Con't

Business ONLY


Business EXCLUDED

Note: Headcounts & percentages below are Alumni who are primarily employed after graduation with further notation when needed

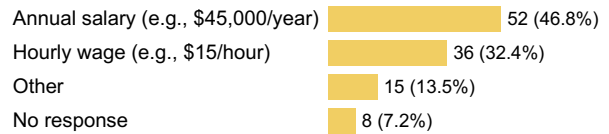
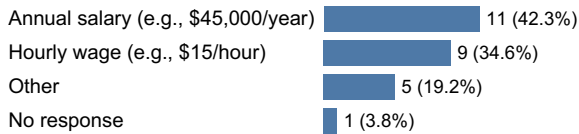
How many months after graduation did you secure employment?



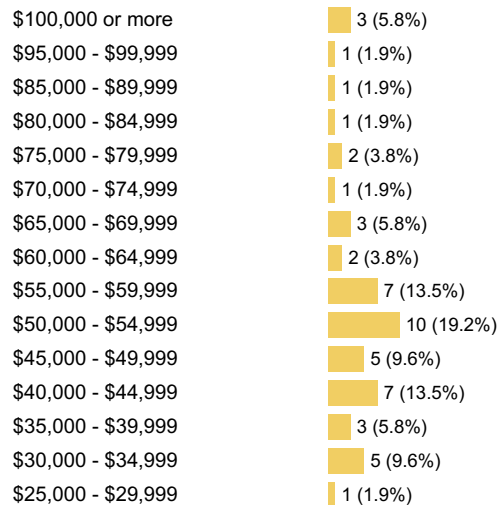
Nation of employer (EMPLOYED OUTSIDE OF THE U.S. ONLY)



How are you paid for this position?



Please select your annual salary range from the following: (PAID ANNUAL SALARY ONLY)



1-Year Out Alumni Survey

Academic Year: 2019; Degree: Bachelors; College: Business

Employment Questions Con't

Business ONLY

Business EXCLUDED

Note: Headcounts & percentages below are Alumni who are primarily employed after graduation with further notation when needed

Please select your hourly wage from the following ranges:
(PAID HOURLY SALARY ONLY)

| | | | |
|-------------------|-----------|-------------------|------------|
| \$15.00 - \$19.99 | 7 (77.8%) | \$10.00 - \$14.99 | 9 (25.0%) |
| \$20.00 - \$24.99 | 2 (22.2%) | \$15.00 - \$19.99 | 14 (38.9%) |
| | | \$20.00 - \$24.99 | 8 (22.2%) |
| | | \$25.00 - \$29.99 | 2 (5.6%) |
| | | \$30.00 - \$34.99 | 3 (8.3%) |

Please select the sector in which you are employed from the following:

| | | | |
|--|-----------|------------------------------------|------------|
| Accounting | 7 (26.9%) | Accounting | 4 (3.6%) |
| Business Administration/Management | 2 (7.7%) | Aerospace and Aviation | 1 (0.9%) |
| Communication Services and Media | 2 (7.7%) | Agriculture | 1 (0.9%) |
| Financial Services | 5 (19.2%) | Banking (Commercial) | 1 (0.9%) |
| Food and Beverage | 1 (3.8%) | Biotechnology and Pharmaceuticals | 1 (0.9%) |
| Healthcare Services & Hospitals | 1 (3.8%) | Business Administration/Management | 2 (1.8%) |
| Insurance | 1 (3.8%) | Communication Services and Media | 1 (0.9%) |
| Labor/Human Resources | 1 (3.8%) | Computer Science/Programming | 5 (4.5%) |
| Marketing/Advertising/Public Relations | 2 (7.7%) | Consulting | 4 (3.6%) |
| Other | 1 (3.8%) | Data Analytics | 1 (0.9%) |
| Sales | 1 (3.8%) | Education Administration | 6 (5.4%) |
| No response | 2 (7.7%) | Education/Teaching Postsecondary | 1 (0.9%) |
| | | Education/Teaching Pre K - 12 | 11 (9.9%) |
| | | Financial Services | 3 (2.7%) |
| | | Government | 4 (3.6%) |
| | | Healthcare Services & Hospitals | 12 (10.8%) |
| | | High Tech/Information Technology | 4 (3.6%) |
| | | Insurance | 2 (1.8%) |
| | | Labor/Human Resources | 3 (2.7%) |
| | | Library/Museum | 1 (0.9%) |
| | | Other | 16 (14.4%) |
| | | Publishing/Journalism | 1 (0.9%) |
| | | Real Estate | 1 (0.9%) |
| | | Research/Development/Science | 2 (1.8%) |
| | | Retail | 2 (1.8%) |
| | | Social Services | 9 (8.1%) |
| | | Sports/Recreation | 2 (1.8%) |
| | | Wholesale Trade | 1 (0.9%) |
| | | No response | 9 (8.1%) |

1-Year Out Alumni Survey

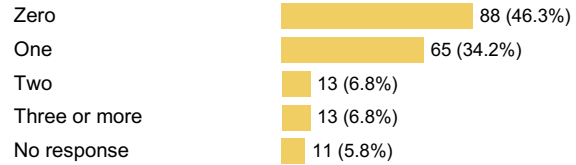
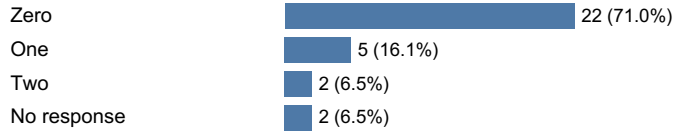
Academic Year: 2019; Degree: Bachelors; College: Business

Internships Questions

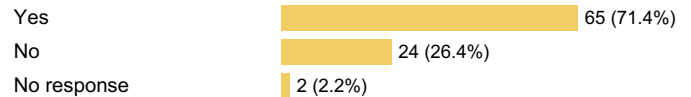
Business ONLY

Business EXCLUDED

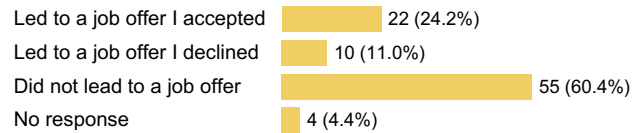
Number of internships while earning your undergraduate degree?



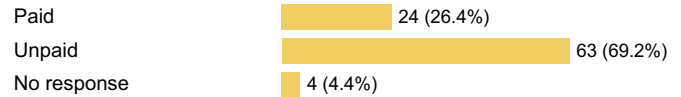
Did you receive academic credit for your internship experience?



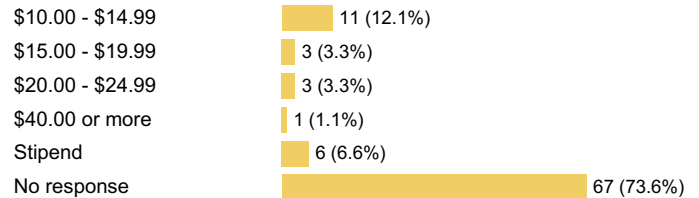

Did your internship(s) relate to your full or part-time employment outcome?



Was ANY internship paid or unpaid?



IF PAID, what was your internship's wage?

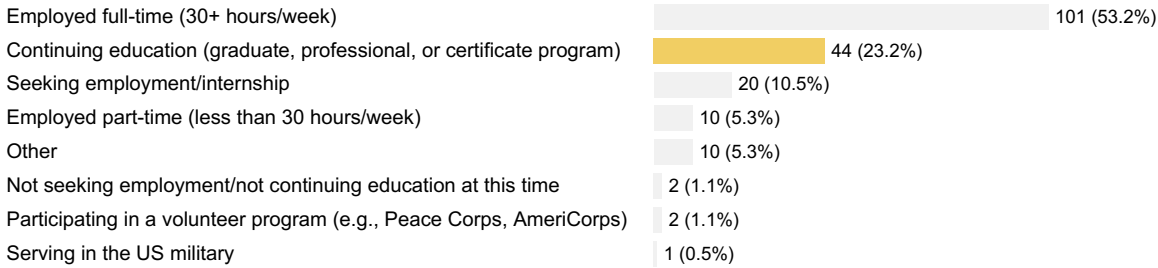
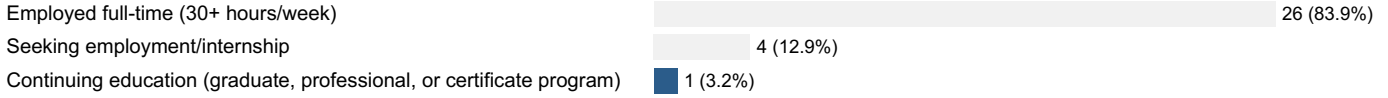


1-Year Out Alumni Survey

Academic Year: 2019; Degree: Bachelors; College: Business

Continuing Education Questions

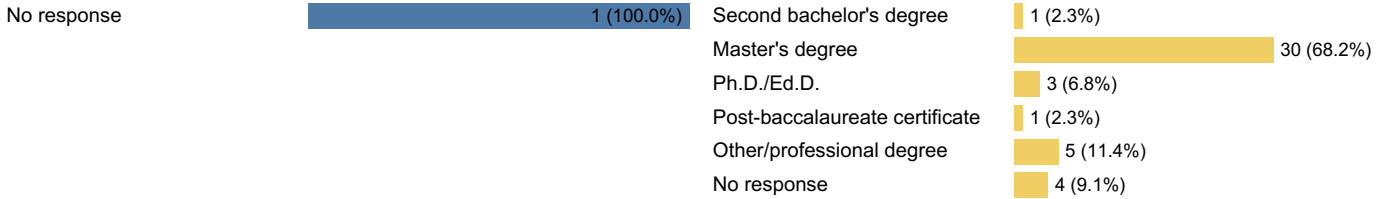
Alumni who are continuing education after graduation (headcount and percent of total respondents):



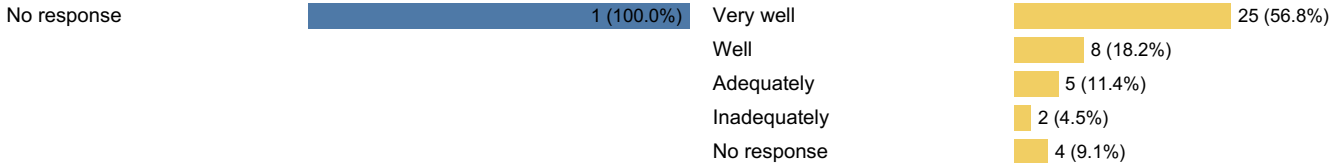
Business ONLY

Business EXCLUDED

What graduate/professional degree or certification are you pursuing?



How well did your NEIU degree prepare you for your additional degree program?



Average rating, on a 4-point scale

Average rating, on a 4-point scale 3.4

1-Year Out Alumni Survey

Academic Year: 2019; Degree: Bachelors; College: Business

Alumni Association Questions

Business ONLY

Business EXCLUDED

Are you currently an enhanced member of the NEIU Alumni Association?

| | | | |
|-------------|------------|-------------|-------------|
| Yes | 5 (16.1%) | Yes | 31 (16.3%) |
| No | 22 (71.0%) | No | 141 (74.2%) |
| No response | 4 (12.9%) | No response | 18 (9.5%) |

How do you rate the NEIU Alumni Association benefits and discounts?

| | | | |
|-------------|------------|----------------------|------------|
| No response | 1 (100.0%) | Extremely good | 1 (2.3%) |
| | | Slightly good | 1 (2.3%) |
| | | Neither good nor bad | 2 (4.5%) |
| | | No response | 40 (90.9%) |

Average rating, on a 7-point scale

Average rating, on a 7-point scale 5.0

Would you consider becoming an enhanced Alumni Association member?

| | | | |
|-------------|------------|-------------|------------|
| No response | 1 (100.0%) | Yes | 7 (15.9%) |
| | | Maybe | 22 (50.0%) |
| | | No | 6 (13.6%) |
| | | No response | 9 (20.5%) |

How would you like to get involved with NEIU?

| | | | |
|-------------------------------------|-----------|-------------------------------------|------------|
| Mentor students | 4 (12.9%) | Mentor students | 56 (29.5%) |
| Speak to NEIU students about career | 6 (19.4%) | Speak to NEIU students about career | 63 (33.2%) |
| Establish a scholarship | 4 (12.9%) | Establish a scholarship | 15 (7.9%) |
| Fundraise | 5 (16.1%) | Fundraise | 22 (11.6%) |
| Participate in advocacy | 2 (6.5%) | Participate in advocacy | 37 (19.5%) |
| Recruit students | 6 (19.4%) | Recruit students | 35 (18.4%) |
| Provide internships | 3 (9.7%) | Provide internships | 23 (12.1%) |

1-Year Out Alumni Survey

Academic Year: 2019; Degree: Bachelors; College: Business

Alumni Association Con't

Business ONLY

Business EXCLUDED

Which type of events would bring you back to visit NEIU?

