

1-Year Out Alumni Survey

Northeastern conducts an Alumni Survey one-year post-graduation. The Alumni Survey includes questions on career preparation and employment experiences, advanced degrees, effectiveness of Northeastern instruction, and satisfaction with the University. Select Academic Year, Student Level and College below to filter report.

FILTERS

Academic Year

All

Degree

Bachelors

College

All Colleges

NAVIGATION

[General Questions](#)

[Employment Part 1](#)

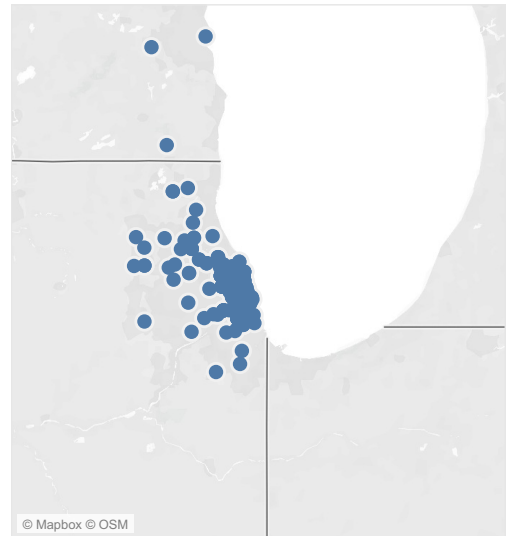
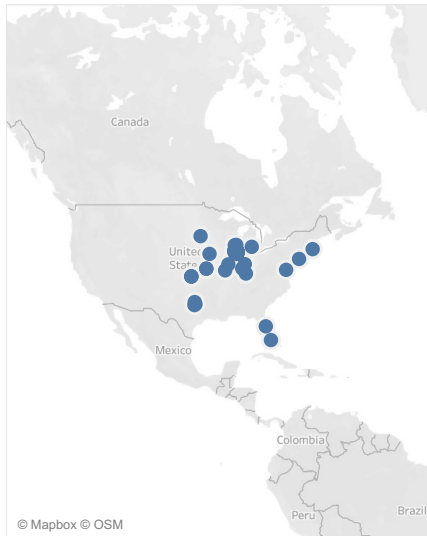
[Employment Part 2](#)

[Internships & Continuing Education](#)

[Alumni Association](#)

Where are alumni completing the survey?

(Based on Latitude and Longitude from IP address)



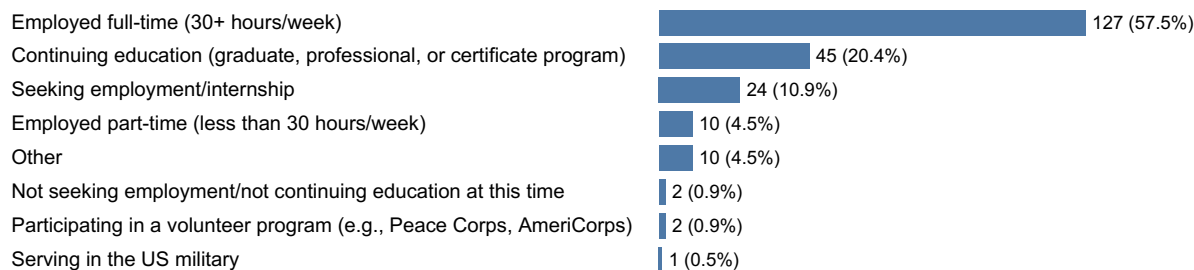
Prepared by Institutional Research and Assessment

1-Year Out Alumni Survey

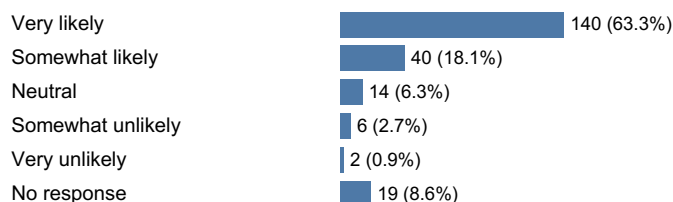
Academic Year: 2019; Degree: Bachelors; College: All Colleges

General Questions

What are you primarily doing after graduation?

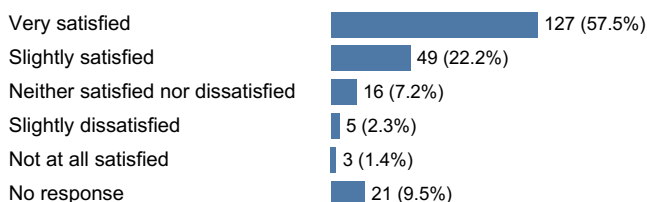


How likely are you to recommend NEIU to another student?



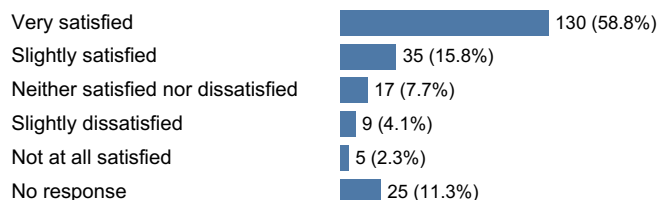
Average rating, on a 5-point scale 4.5

How satisfied are you with your experience at NEIU overall?



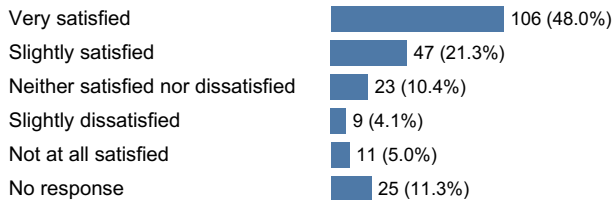
Average rating, on a 5-point scale 4.5

How satisfied are you with your experience as a student in your degree program?



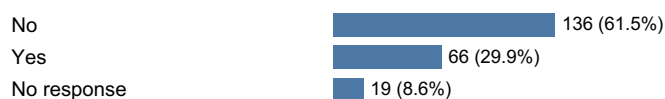
Average rating, on a 5-point scale 4.4

Overall, how satisfied are you with the advising you received?

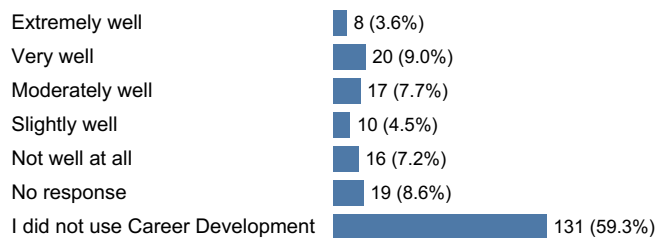


Average rating, on a 5-point scale 4.2

Did you use any of the services offered by the office of Career Development?

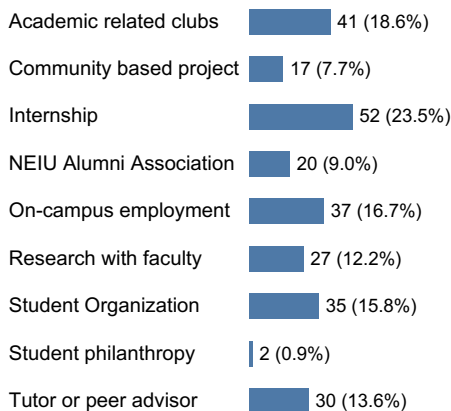


How well did Career Development help prepare you for your job search?



Average rating, on a 5-point scale 2.9

Indicate the activities in which you participated as a student

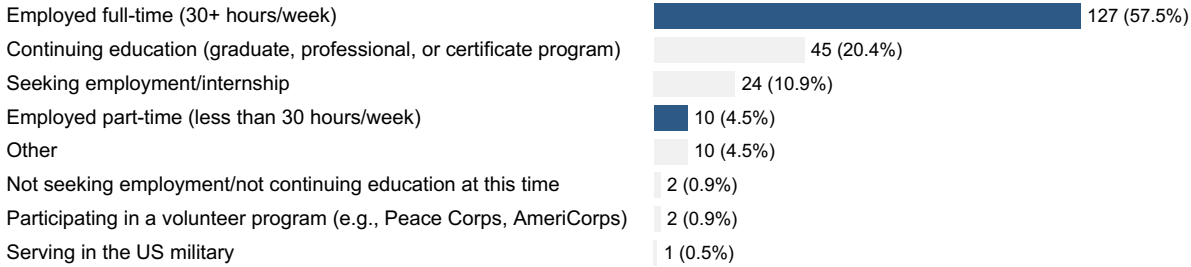


1-Year Out Alumni Survey

Academic Year: 2019; Degree: Bachelors; College: All Colleges

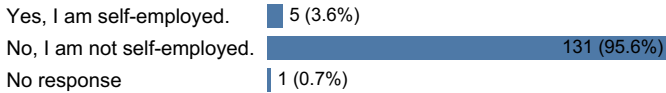
Employment Questions

Alumni who are primarily employed after graduation (headcount and percent of total respondents):

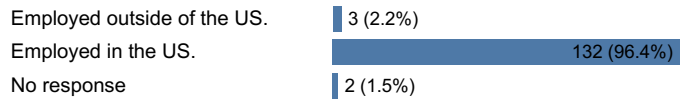


Note: Headcounts & percentages below are Alumni who are primarily employed after graduation with further notation when needed

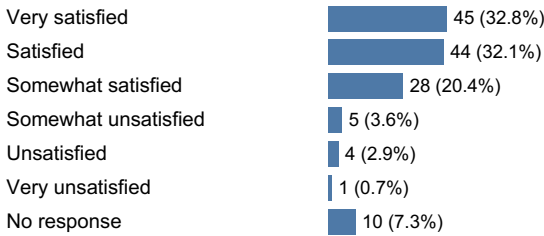
Are you self-employed?



Are you employed in the US?



How satisfied are you with your current job?

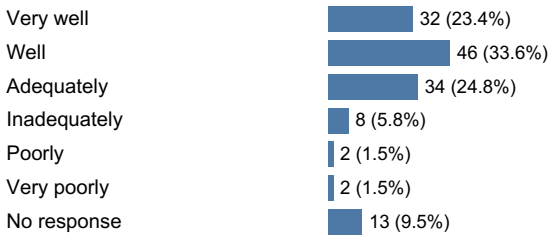


Nation of employer (EMPLOYED OUTSIDE OF THE U.S. ONLY)

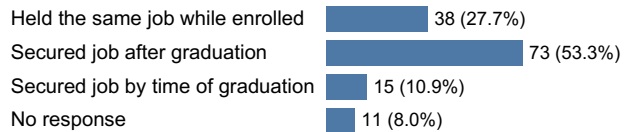


Average rating, on a 6-point scale 4.9

In general, how well did your degree prepare you for your present job?

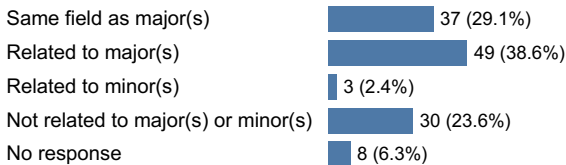


When did you secure your first job following receipt of your degree?

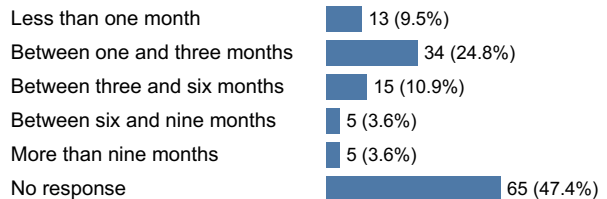


Average rating, on a 6-point scale 4.7

Is your full-time position related to your major(s)? (EMPLOYED FULL-TIME ONLY)



How many months after graduation did you secure employment?

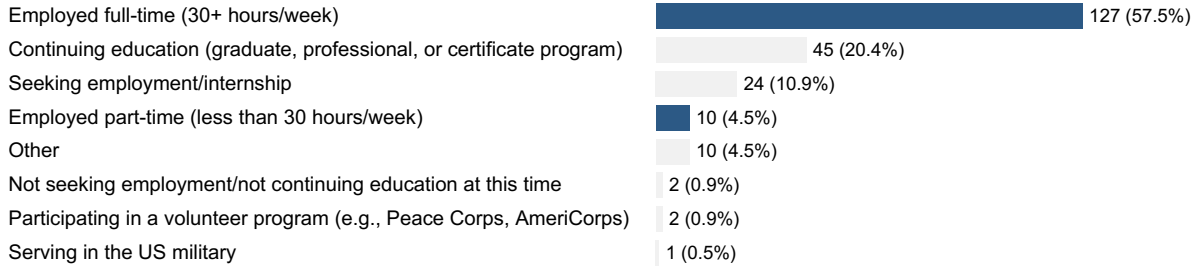


1-Year Out Alumni Survey

Academic Year: 2019; Degree: Bachelors; College: All Colleges

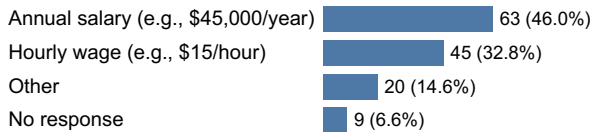
Employment Questions

Alumni who are primarily employed after graduation (headcount and percent of total respondents):

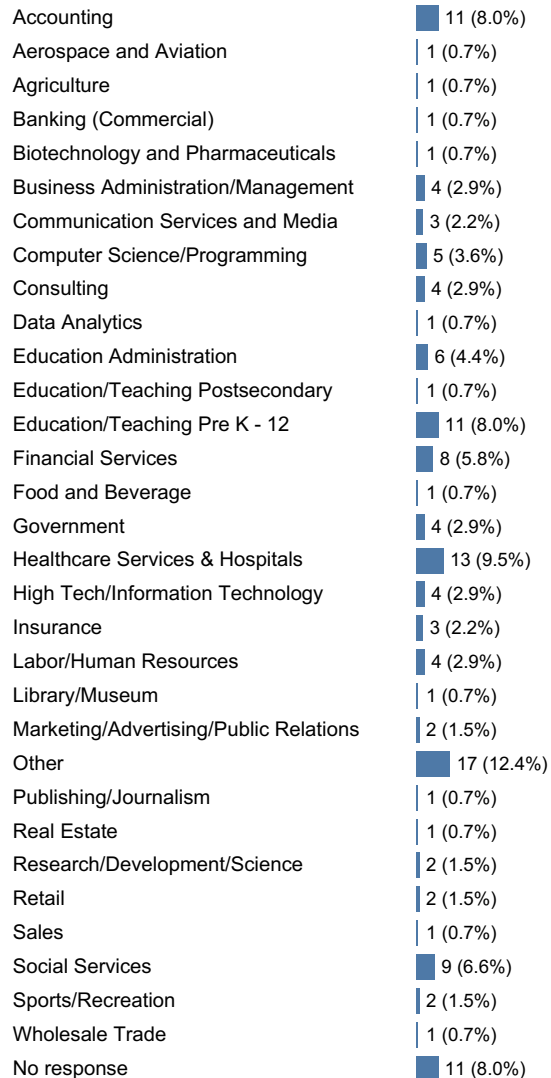


Note: Headcounts & percentages below are Alumni who are primarily employed after graduation with further notation when needed

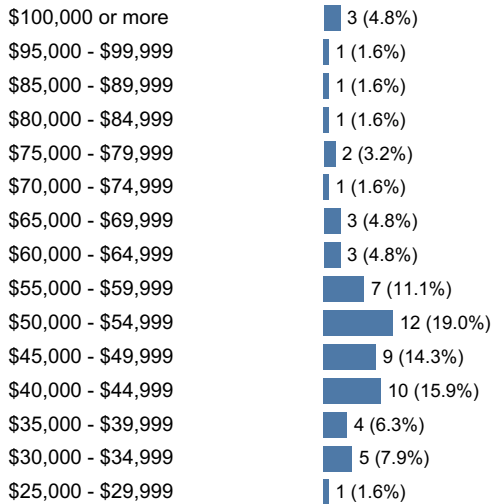
How are you paid for this position?



Please select the sector in which you are employed from the following:



Please select your annual salary range from the following: (PAID ANNUAL SALARY ONLY)



Please select your hourly wage from the following ranges: (PAID HOURLY SALARY ONLY)

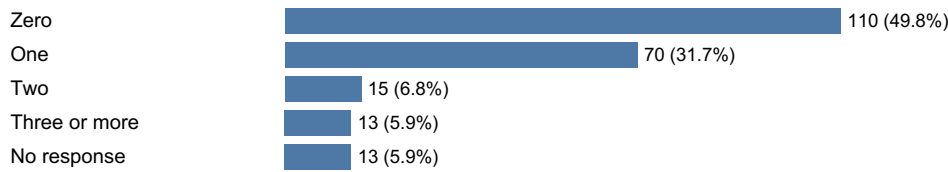


1-Year Out Alumni Survey

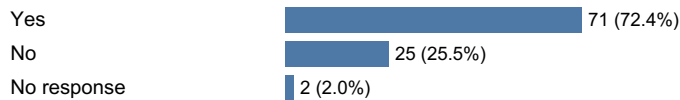
Academic Year: 2019; Degree: Bachelors; College: All Colleges

Internships Questions

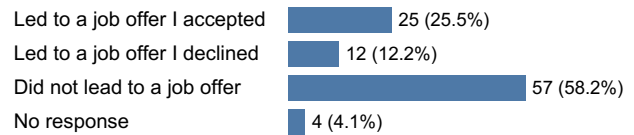
Number of internships while earning your undergraduate degree?



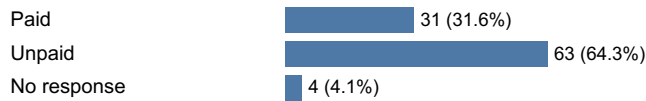
Did you receive academic credit for your internship experience?



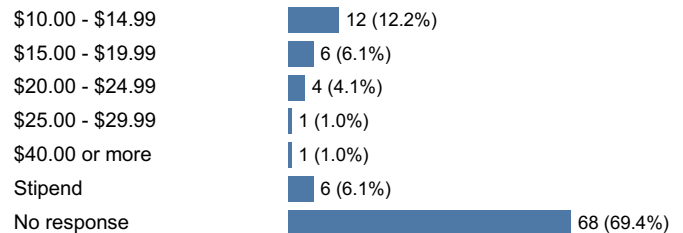
Did your internship(s) relate to your full or part-time employment outcome?



Was ANY internship paid or unpaid?

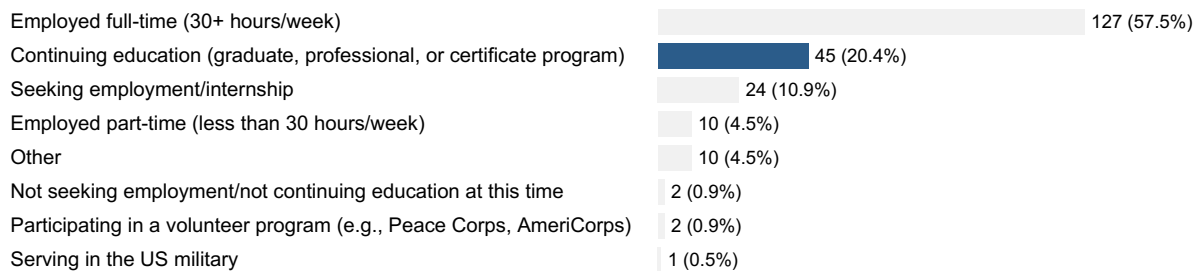


IF PAID, what was your internship's wage?

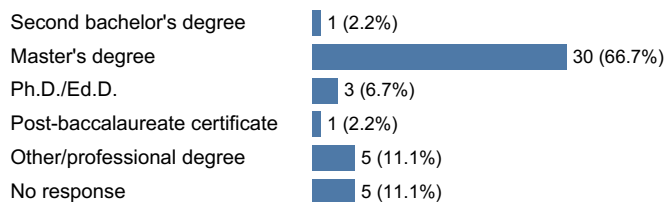


Continuing Education Questions

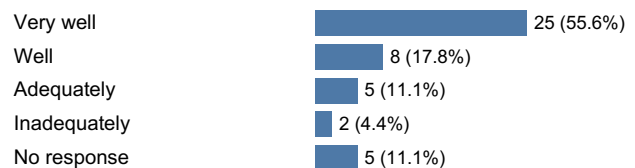
Alumni who are continuing education after graduation (headcount and percent of total respondents):



What graduate/professional degree or certification are you pursuing?



How well did your NEIU degree prepare you for your additional degree program?



Average rating, on a 4-point scale 3.4

1-Year Out Alumni Survey

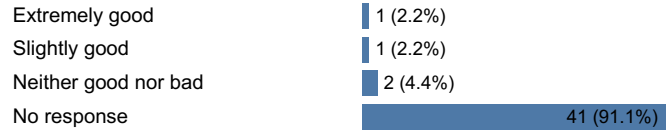
Academic Year: 2019; Degree: Bachelors; College: All Colleges

Alumni Association Questions

Are you currently an enhanced member of the NEIU Alumni Association?



How do you rate the NEIU Alumni Association benefits and discounts?

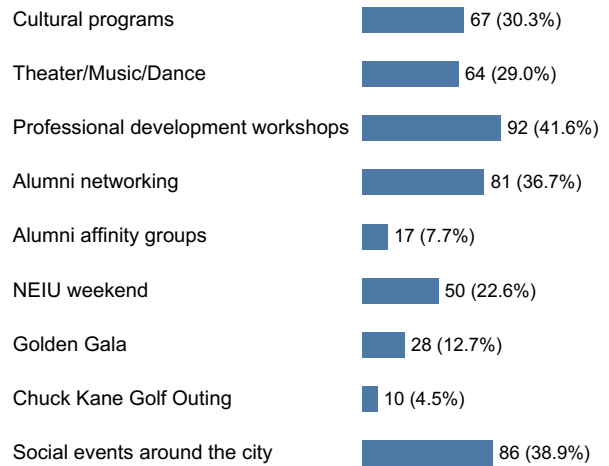


Average rating, on a 7-point scale 5.0

Would you consider becoming an enhanced Alumni Association member?



Which type of events would bring you back to visit NEIU?



How would you like to get involved with NEIU?

