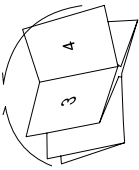
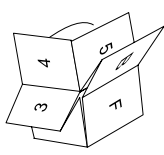


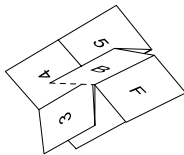
done, enjoy!



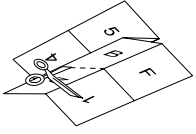
6. Fold in half horizontally



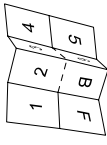
5. Fold in half vertically



4. Fold to opposite ends.



3. Cut at dotted line in center



2. Fold in halves

1. Start with front page at top left

1	2	3	4	5
F	B	G		

Folding Instructions
 Note: All folds should be to the
 lines printed on the paper, and
 not to the actual edges of the
 page.